MARKS—SIDE FIGURE FOLLOWED BY TOP FIGURE
SHEET NUMBER IS GIVEN IN SPACE AT INTERSECTION

INDEX TO MARKS

AMERICAN BRIDGE COMPANY

UNITED STATES STEEL CORPORATION SUBSIDIARY

GENERAL MARK	NAME OF MEMBER	SHEET LETTER
B	BEAMS	—

	0	1	2	3	4	5	6	7	8	9
1										
2										
3										
4				403	405	405	404	407	406	406
5	407									
6										
7										
8										
9										

GENERAL MARK	NAME OF MEMBER	SHEET LETTER
D	DIAPHRAGMS	—

	0	1	2	3	4	5	6	7	8	9
1										
2										
3										
4										
5							411	411	411	
6							411	411	411	
7										
8			411	411						
9										

GENERAL MARK	NAME OF MEMBER	SHEET LETTER
ED	EXPANSION DAMS	—

	0	1	2	3	4	5	6	7	8	9
1										401
2	401	401	401	401	401	402	402	402	402	
3										
4										
5										
6										
7										
8										
9										

GENERAL MARK	NAME OF MEMBER	SHEET LETTER
M	SIDEWALK BRACKETS	—

	0	1	2	3	4	5	6	7	8	9
10										
11										
12										
13									410	410
14										
15	410	410	410	410	410	410	410	410	410	410
16		410		410	410	410	410	410	410	410
17	410	410	410		410					
18										
19										

GENERAL MARK	NAME OF MEMBER	SHEET LETTER

	0	1	2	3	4	5	6	7	8	9
1										
2										
3										
4										
5										
6										
7										
8										
9										

GENERAL MARK	NAME OF MEMBER	SHEET LETTER

	0	1	2	3	4	5	6	7	8	9
1										
2										
3										
4										
5										
6										
7										
8										
9										

GENERAL MARK	NAME OF MEMBER	SHEET LETTER
M	SIDEWALK BRACKETS	—

	0	1	2	3	4	5	6	7	8	9
1										
2										
3										
4										
5										408
6										
7	408	409	409	408	409	408	408	408	409	408
8	408	409	409	408	409	408	408	408	409	
9										

SUMMARY OF SHEETS

CONTENTS	SHEET LETTER	SHEET NUMBERS
Reaming & Assembling Diagrams	—	412

INDEX TO MARKS

DATE / NAME / 19

DRAWINGS: TRENTON
FABRICATION: TRENTON
ORDER No. Q4149
SHEET No. K401

NAME OF STRUCTURE: BANGOR - BREWER BRIDGE BANGOR, ME.

202-29

MARKS—SIDE FIGURE FOLLOWED BY TOP FIGURE
SHEET NUMBER IS GIVEN IN SPACE AT INTERSECTION

INDEX TO MARKS

AMERICAN BRIDGE COMPANY

UNITED STATES STEEL CORPORATION SUBSIDIARY

GENERAL MARK	NAME OF MEMBER	SHEET LETTER
B	BEAMS	—

	0	1	2	3	4	5	6	7	8	9
1										
2										
3						302	304	304	303	305
4	307	307	306							
5										
6										
7										
8										
9										

GENERAL MARK	NAME OF MEMBER	SHEET LETTER
D	DIAPHRAGMS	—

	0	1	2	3	4	5	6	7	8	9
1										
2										
3										
4			311	311	311					
5										
6					311	311				
7	311	311	311	311						
8										
9										

GENERAL MARK	NAME OF MEMBER	SHEET LETTER
ED	EXPANSION DAMS	—

	0	1	2	3	4	5	6	7	8	9
1				301	301	301	301	301	301	
2										
3										
4										
5										
6										
7										
8										
9										

GENERAL MARK	NAME OF MEMBER	SHEET LETTER
M	SIDEWALK BRACKETS	—

	0	1	2	3	4	5	6	7	8	9
10										
11										310
12	310	310	310	310	310	310	310	310	310	310
13	310	310	310	310	310	310	310	310	310	310
14	310	310	310	310	310	310	310	310		
15										
16										
17										
18										
19										

GENERAL MARK	NAME OF MEMBER	SHEET LETTER
FB	FASCIA BEAMS	—

	0	1	2	3	4	5	6	7	8	9
1										
2										
3							311			
4					311			311	311	
5							311	311		
6										
7										
8										
9										

GENERAL MARK	NAME OF MEMBER	SHEET LETTER
M	SIDEWALK BRACKETS	—

	0	1	2	3	4	5	6	7	8	9
1										
2										
3										
4										
5		308	308		308	309	308	309	308	308
6	308	308		308	309	308	309	308	308	
7										
8										
9										

SUMMARY OF SHEETS

CONTENTS	SHEET LETTER	SHEET NUMBERS
Reaming & Assembling Diagr	—	312

INDEX TO MARKS

DATE / NAME / 19

DRAWINGS: TRENTON
FABRICATION: TRENTON
ORDER No. Q4149
SHEET No. K301

NAME OF STRUCTURE: BANGOR - BREWER BRIDGE BANGOR, ME.

MARKS—SIDE FIGURE FOLLOWED BY TOP FIGURE
SHEET NUMBER IS GIVEN IN SPACE AT INTERSECTION

INDEX TO MARKS

AMERICAN BRIDGE COMPANY

UNITED STATES STEEL CORPORATION SUBSIDIARY

GENERAL MARK	NAME OF MEMBER	SHEET LETTER
B	BEAMS	—

	0	1	2	3	4	5	6	7	8	9
1										
2							201	201	201	203
3	201	202	206	206	205					
4										
5										
6										
7										
8										
9										

GENERAL MARK	NAME OF MEMBER	SHEET LETTER

	0	1	2	3	4	5	6	7	8	9
1										
2										
3										
4										
5										
6										
7										
8										
9										

GENERAL MARK	NAME OF MEMBER	SHEET LETTER
D	DIAPHRAGMS	—

	0	1	2	3	4	5	6	7	8	9
1									211	
2	210	210	210	210	210	210	210	210	210	210
3	210	211	211		211		211	211	211	211
4	211	211					211			211
5		211	211		211					210
6	210	210								213
7					210	210	210	210	210	211
8	211	211								
9										

GENERAL MARK	NAME OF MEMBER	SHEET LETTER
FB	FASCIA BEAM	—

	0	1	2	3	4	5	6	7	8	9
1					212	212	212	212	212	212
2	212	212	212	212	212	212	212	212	212	212
3	212	212	212	212	212	212		212		212
4	212	212	212	212		212	212			212
5	212	212	212	212	212				212	212
6	212									
7										
8										
9										

GENERAL MARK	NAME OF MEMBER	SHEET LETTER
ED	EXPANSION DAM	—

	0	1	2	3	4	5	6	7	8	9
1	204	204	204					204	204	204
2										
3										
4										
5										
6										
7										
8										
9										

GENERAL MARK	NAME OF MEMBER	SHEET LETTER
M	SIDEWALK BRACKETS	—

	0	1	2	3	4	5	6	7	8	9
1										
2									208	207
3	209	209	207	208	208	207		207	209	207
4	209	207	208	207	207	207				
5										
6										
7										
8										
9		213	213	213	213	213	213	213	213	213

GENERAL MARK	NAME OF MEMBER	SHEET LETTER
M	SIDEWALK BRACKETS	—

	0	1	2	3	4	5	6	7	8	9
10	213	213	213	213	213	213	213	213	213	213
11	213	213	213	213	213	213	213	213	213	
12										
13										
14										
15										
16										
17						215	215	215	215	215
18										
19										

SUMMARY OF SHEETS

CONTENTS	SHEET LETTER	SHEET NUMBERS
Reaming & Assembling Diagram	—	214

INDEX TO MARKS

DATE / NAME / 19

DRAWINGS: TRENTON
FABRICATION: TRENTON
ORDER No. Q4149
SHEET No. K201

NAME OF STRUCTURE: BANGOR - BREWER BRIDGE, BANGOR, ME.

201-29

0 1 2 3 4 5 INCHES

FORM D-68
SKETCH, SHOP AND SHIPPING BILL
AMERICAN BRIDGE
DIVISION
UNITED STATES STEEL COMPANY

SKETCH	LINE NO.	NO. PCS.	MARK	MATERIAL SHAPE	MATERIAL LENGTH FT.	MATERIAL LENGTH INS.	CALCULATED WEIGHT FOR ONE MEMBER	ORDERED NO. PCS.	ORDERED LENGTH FT.	ORDERED LENGTH INS.	ORDERED ITEM	SHIPMENTS
	1											
	2											
	3	50 Pounds 5/32" Welding Electrodes					50/					
	4	Class E-6010										
	5											
	6											
	7											
	8											
	9											
	10											
	11											
	12											
	13											
	14											
	15											
	16											
	17											
	18											
	19											
	20											
	21											
	22											
	23											
	24											
	25											
	26											
	27											
	28											
	29											
	30											
	31											
	32											
	33											
	34											
	35											
	36											
	37											
	38											
	39											
	40											
	41											
	42											
	43											
	44											
	45											
	46											

STOCK CHARGED

Welding Electrodes
PAINT —
CONTACT SURFACES —

RIVETS	HOLES
/	/

	DRAWINGS	NAME	DATE
MADE BY	PRY		2-22-54
CHKD. BY			

REVISIONS: EL W A O B X

DRAWINGS Tr. FABRICATION Tr.

IN CHARGE OF Marks ORDER No. Q4149

Div 1, 2, 3, 4 SHEET No. C 103

NAME OF STRUCTURE
Bangor-Brewer Bridge ~ Bangor, Me.

62-205

FORM D-51
TURNED BOLTS
AMERICAN BRIDGE COMPANY

SPECIFY UNDER DI
LDF = LIGHT DRIVE FIT
DF = DRIVE FIT
OF = ORDINARY FIT (HOLE DIAMETER MINUS 1/32")

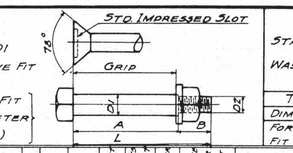

STANDARD WASHERS	PLATE	LOCK	BEVEL
TYPE	X	V	P
DIMENSION "A"	GRIP + 1/16 OR 1/8	GRIP - 1/16 OR 1/8	

FOR AMBRIDGE FABRICATION FOR ORDINARY FIT TURNED BOLTS REDUCE DIMENSION "A" 1/8

NO REQD.	TYPE OF HEAD	SIZE OF REAMED HOLE	DI	DZ	A	B	L	GRIP	TYPE OF NUT	NO. OF NUTS EACH BOLT	TYPE WASHER	NO. AND SIZE OF WASHER EACH BOLT	LOCATION	SHEET NO. MACH. CONT.	SHEET NO. STRUCT. CONT.	CALCULATED WEIGHT TOTAL	SHIPMENTS
8	Hex	15/16	DF	7/8	3 1/4	1 1/2	4 3/4	3 3/16	Hex	1	X	1-2 1/4" x 3/8	F1 to TP11			16	✓
8	Hex	15/16	DF	7/8	3 3/4	1 3/8	4 3/4	3 5/16	Hex	1	X	1-2 1/4" x 3/8	F1 to TP11			16	✓
16	Hex	15/16	DF	7/8	3 3/4	1 1/2	5 1/4	3 11/16	Hex	1	X	1-2 1/4" x 3/8	F2 to TP12			32	✓
			32	Washers	2 1/4" x 3/8" x 1 3/16											11	✓

STOCK CHARGED

TURNED BOLTS.

RIVETS	HOLES
X	X

	DATE	NAME
		PRY

DATE 2/19/54

DRAWINGS Tr. FABRICATION Tr.

E. Marks ORDER No. Q4149

Div. 1 SHEET No. C 102

NAME OF STRUCTURE
Bangor-Brewer Bridge ~ Bangor, Me.

FORM D-73
FIELD RIVETS AND BOLTS
AMERICAN BRIDGE COMPANY
UNITED STATES STEEL CORPORATION SUBSIDIARY

LINE NO.	ACTUAL NUMBER REQ'D.	NO. SHIPPED	DIAM.	RIVETS	BOLTS LENGTH UNDER HEAD	BOLTS HEAD	BOLTS NUT	BOLTS WASHER	BOLTS TYPE OF BOLT	BOLTS GRIP	Dardelet Grip No.	CALCULATED WEIGHT TOTAL	SHIPMENTS
1	12	20	3/4		2 1/4					13/16			
2	140	172	7/8		3 1/2					1 3/4		6	
3	612	714	7/8		2 3/4					1 3/4		1 36	
4	50	65	7/8		4 1/4					11/16 - 3/8		4 07	
5	35	50	7/8		2 3/4					13/16 - 21/32		5 9	
6	25	40	7/8		3 3/8					1 1/16 - 1 1/4		3 3	
7	9	14	7/8		4 3/8					1 11/16		3 0	
8	71	92	7/8		3 1/4					2 7/16		1 3	
9	90	114	7/8		2 1/8					3/4 - 1 1/8		4 8	
10	314	372	7/8		2 7/8					9/16 - 5/8		6 3	
11	15	22	7/8		3 3/8					13/16 - 3/4		2 19	
12	39	55	7/8		3 3/4					13/16 - 7/8		1 8	
13	3	6	7/8		3					1 15/16		4 0	
14	11	18	7/8		2 7/8					1 7/16		1	
15	54	70	7/8		2 1/2					15/16 - 1 3/16		1 2	
16	19	30	7/8		2 5/8					15/16 - 1		4 3	
17	4	7	7/8		4					1 1/16 - 1 1/8		1 9	
18	4	7	7/8		4 1/8					1 7/16 - 1 1/2		6	
19										2 9/16		6	
20	25	31	3/4			2 1/4	Hex	Hex					
21	2	4	3/4			2 1/2	Hex	Hex	Ordinary	1 1/8 - 1 3/8		1 7	
22	1	3	3/4			2 3/4	Hex	Hex	Ordinary	1 5/8		2	
23									Ordinary	1 3/8		2	
24	18	23	7/8			2 7/16	Button	Hex	Dardelet Rivet Bolt	1 1/8	#5 Pg 4-50120	2 3	
25	91	100	7/8			2 5/8	Button	Hex	Dardelet Rivet Bolt	1 5/8	#6 Pg 4-50120	1 0 3	
26	72	80	7/8			2 13/16	Button	Hex	Dardelet Rivet Bolt	1 9/16	#7 Pg 4-50298	8 5	
27	8	12	7/8			3 3/16	Button	Hex	Dardelet Rivet Bolt	2	#9 Pg 4-50124	1 3	
28													
29													
30		180	Washers 2 1/2" Ø x 1/4" thick - 1 1/16" Ø hole									50	
31		360	Washers 2 1/2" Ø x 1/8" thick - 1 1/16" Ø hole									50	
32													
33													
34													
35													
36													
37													
38													
39													
40													
41													
42													
43													
44													
45													
46													

STOCK CHARGED

Field Rivets & Bolts
~~PAINT~~
~~CONTACT SURFACES~~

RIVETS	HOLES
X	X

	DRAWINGS	NAME	DATE
MADE BY	Tr.		2-19-54
CHKD. BY			

REVISIONS: EL W A O B X

DRAWINGS Tr. FABRICATION Tr.

IN CHARGE OF Marks ORDER No. Q4149

Div. 1 SHEET No. C 101

NAME OF STRUCTURE
Bangor-Brewer Bridge ~ Bangor, Me.

62-206

0 1 2 3 4 5 INCHES

FORM D-73
FIELD RIVETS AND BOLTS

AMERICAN BRIDGE COMPANY

UNITED STATES STEEL CORPORATION SUBSIDIARY

LINE No.	ACTUAL NUMBER REQ'D.	NO. SHIPPED	DIAM.	RIVETS	BOLTS: LENGTH UNDER HEAD	HEAD	NUT	WASHER	TYPE OF BOLT	GRIP	Dardelet Grip No.	CALCULATED WEIGHT TOTAL	SHIPMENTS
1	90	114	7/8	2 1/8						5/8		63	
2	22	36	7/8	3 5/8						1 13/16-1 7/8		29	
3	76	98	7/8	4 1/4						2 3/16-2 1/4		89	
4	26	40	7/8	5 3/8						3 3/16-3 1/4		44	
5	4	7	7/8	5 1/2						3 7/16		8	
6	32	46	7/8	3 3/4						1 15/16		38	
7	80	102	7/8	4 3/8						2 5/8		95	
8	14	22	7/8	5						3 1/16-3 1/8		23	
9	40	56	7/8	3 1/4						1 9/16		41	
10	48	66	7/8	3 1/8						1 1/2		48	
11	20	30	7/8	4 1/8						2 5/16		27	
12	56	74	7/8	4						2 7/16-2 1/2		64	
13	368	434	7/8	2 5/8						1 1/8		278	
14	10	15	7/8	5 1/4						3 5/16-3 3/8		16	
15	24	38	7/8	4 5/8						2 13/16		37	
16	600	700	7/8	2 1/4						3/4		399	
17	32	46	7/8	4 7/8						2 15/16		47	
18	40	56	7/8	3 3/8						1 11/16		43	
19	60	80	7/8	3 1/2						1 3/4		63	
20	2	4	7/8	5 1/8						3 7/16		4	
21	112	138	7/8	2 3/8						7/8		81	
22	52	70	7/8	2 1/2						1		43	
23	38	54	7/8	3 3/8						2 1/16-2 1/8		46	
24	8	13	7/8	2 3/4						1 1/4		9	
25													
26	20	25	3/4		2 1/4	Hex	Hex		Ordinary	1 1/4		14	
27	20	25	3/4		2 1/2	Hex	Hex		Ordinary	1 5/8		15	
28													
29	64	72	7/8		2 5/8	Button	Hex		Dardelet Rivet Bolt	1 7/16	#6 Pg 6-50924	74	
30	192	202	7/8		2 13/16	Button	Hex		Dardelet Rivet Bolt	1 9/16	#7 Pg 6-50298	214	
31	20	25	7/8		3 3/16	Button	Hex		Dardelet Rivet Bolt	1 7/8-2	#9 Pg 6-50924	28	
32	4	6	7/8		3 3/8	Button	Hex		Dardelet Rivet Bolt	2 1/16	#10	7	
33	4	6	7/8		3 9/16	Button	Hex		Dardelet Rivet Bolt	2 1/4	#11	7	
34	4	6	7/8		3 3/4	Button	Hex		Dardelet Rivet Bolt	2 1/2	#12	7	
35													
36													
37	317	Washers 2 1/2"Ø x 1/4" thick - 1 1/16"Ø hole										89	
38	634	Washers 2 1/2"Ø x 1/8" thick - 1 1/16"Ø hole										89	
39													
40													
41													
42													
43													
44													
45													
46													

BOOK CHARGE

Field Rivets & Bolts
~~PAINT~~
CONTACT SURFACES

RIVETS	HOLES	DRAWINGS	NAME	DATE
X	X	MADE BY	PRY	2-23-54
		CHKD. BY		

L W A O B X 3-25-54

REVISIONS

DRAWINGS Tr. FABRICATION Tr.

IN CHARGE OF Marks ORDER No. Q4149

DIV. 4 SHEET No. C401

NAME OF STRUCTURE
Bangor-Brewer Bridge ~ Bangor, Me.

FORM D-73
FIELD RIVETS AND BOLTS

AMERICAN BRIDGE COMPANY

UNITED STATES STEEL CORPORATION SUBSIDIARY

LINE No.	ACTUAL NUMBER REQ'D.	NO. SHIPPED	DIAM.	RIVETS	BOLTS: LENGTH UNDER HEAD	HEAD	NUT	WASHER	TYPE OF BOLT	GRIP	Dardelet Grip No.	CALCULATED WEIGHT TOTAL	SHIPMENTS
1	87	110	7/8	2 1/8						5/8		61	
2	80	102	7/8	4 5/8						2 13/16		100	
3	144	176	7/8	5 3/4						3 11/16		206	
4	148	180	7/8	7						4 1/2-4 5/8		248	
5	54	70	7/8	6 3/4						4 1/2-4 5/8		94	
6	100	125	7/8	3 3/4						1 15/16		104	
7	132	162	7/8	4 1/2						2 5/8		156	
8	216	248	7/8	2 5/8						1 1/8		159	
9	112	138	7/8	2 3/8						1 3/8		94	
10	56	70	7/8	4 3/8						2 9/16		65	
11	8	13	7/8	6 1/4						4 1/2-4 5/8		16	
12	8	13	7/8	5 1/2						3 9/16		15	
13	504	590	7/8	2 1/4						3/4		326	
14	6	10	7/8	7 1/4						4 7/16		14	
15	118	145	7/8	2 3/4						1 1/4		96	
16	6	10	7/8	3 1/8						1 1/2		7	
17	32	46	7/8	2 1/2						1		29	
18	14	22	7/8	4						2 1/16-2 1/4		19	
19	14	22	7/8	4 1/4						2 7/16-2 1/2		20	
20													
21	16	21	3/4		2 1/4	Hex	Hex		Ordinary	1 1/4		12	
22	20	25	3/4		2 1/2	Hex	Hex		Ordinary	1 5/8		15	
23													
24	128	138	7/8		2 13/16	Button	Hex		Dardelet Rivet Bolts	1 9/16	#7 Pg 6-50298	146	
25	16	21	7/8		3 9/16	Button	Hex		Dardelet Rivet Bolts	2	#9 Pg 6-50924	24	
26													
27													
28	159	Washers 2 1/2"Ø x 1/4" thick - 1 1/16"Ø hole										45	
29	318	Washers 2 1/2"Ø x 1/8" thick - 1 1/16"Ø hole										45	
30													
31													
32													
33													
34													
35													
36													
37													
38													
39													
40													
41													
42													
43													
44													
45													
46													

BOOK CHARGE

Field Rivets & Bolts
~~PAINT~~
~~CONTACT SURFACES~~

RIVETS	HOLES	DRAWINGS	NAME	DATE
X	X	MADE BY	PRY	2-22-54
		CHKD. BY		

L W A O B X

REVISIONS

DRAWINGS Tr. FABRICATION Tr.

IN CHARGE OF Marks ORDER No. Q4149

DIV. 3 SHEET No. C301

NAME OF STRUCTURE
Bangor-Brewer Bridge ~ Bangor, Me.

FORM D-73
FIELD RIVETS AND BOLTS

AMERICAN BRIDGE COMPANY

UNITED STATES STEEL CORPORATION SUBSIDIARY

LINE No.	ACTUAL NUMBER REQ'D.	NO. SHIPPED	DIAM.	RIVETS	BOLTS: LENGTH UNDER HEAD	HEAD	NUT	WASHER	TYPE OF BOLT	GRIP	Dardelet Grip No.	CALCULATED WEIGHT TOTAL	SHIPMENTS
1	96	120	7/8	2 1/8						5/8		66	
2	80	102	7/8	5 5/8						3 1/2		112	
3	40	55	7/8	5 5/8						3 1/2		63	
4	88	112	7/8	6 3/4						3		150	
5	52	70	7/8	4 1/4						4 1/2-4 5/8		64	
6	48	63	7/8	4 1/2						2 1/2		60	
7	32	46	7/8	6 1/4						2 11/16		58	
8	24	38	7/8	6						4 1/8		46	
9	80	102	7/8	3 5/8						1 13/16-1 7/8		83	
10	116	144	7/8	4 3/8						2 7/16-2 1/2		134	
11	20	30	7/8	3 1/2						1 3/4		24	
12	48	63	7/8	4						2 1/4		55	
13	452	530	7/8	2 1/4						3/4		302	
14	242	288	7/8	2 3/4						1 7/16-1 1/2		190	
15	146	178	7/8	2 3/8						1 1/16-1 3/8		105	
16	56	74	7/8	2 1/2						1		46	
17	126	154	7/8	2 5/8						1 1/8		99	
18	10	15	7/8	3 1/8						1 1/2		11	
19	8	13	7/8	7						4 3/4		18	
20	32	46	7/8	6 1/2						4 3/16		60	
21	22	36	7/8	2 3/8						1 5/16-1 3/8		24	
22	6	10	7/8	4 1/8						2 3/8		9	
23	6	10	7/8	3 7/8						2 3/8		9	
24	8	13	7/8	4 5/8						2 13/16		12	
25													
26	28	34	3/4		2 1/4	Hex	Hex		Ordinary	1 3/4-1 7/8		14	
27	8	11	3/4		2 1/2	Hex	Hex		Ordinary	1 5/8		6	
28													
29	143	160	7/8		2 13/16	Button	Hex		Dardelet Rivet Bolt	1 9/16	#7 Pg 6-50298	170	
30	8	12	7/8		3 3/16	Button	Hex		Carolet Rivet Bolt	2	#9 Pg 6-50924	13	
31	8	12	7/8		3 9/16	Button	Hex		Dardelet Rivet Bolt	2 3/8	#11 Pg 6-50924	14	
32													
33													
34	184	Washers 2 1/2"Ø x 1/4" thick - 1 1/16"Ø hole										52	
35	368	Washers 2 1/2"Ø x 1/8" thick - 1 1/16"Ø hole										52	
36													
37													
38													
39													
40													
41													
42													
43													
44													
45													
46													

BOOK CHARGE

Field Rivets & Bolts
PAINT —
CONTACT SURFACES —

RIVETS	HOLES	DRAWINGS	NAME	DATE
X	X	MADE BY	PRY	2-22-54
		CHKD. BY		

L W A O B X

REVISIONS

DRAWINGS Tr. FABRICATION Tr.

IN CHARGE OF Marks ORDER No. Q4149

DIV. 2 SHEET No. C201

NAME OF STRUCTURE
Bangor-Brewer Bridge ~ Bangor, Me.

0 1 2 3 4 5 INCHES

ERECTORS LIST
FIELD RIVETS AND BOLTS
ERICAN BRID.
DIVISION
UNITED STATES STEEL COMPANY

LINE NO.	NO. PCS.	DIAM.	RIVETS		BOLTS: LENGTH UNDER HEAD	HEAD	NUT	WASHER	TYPE OF BOLT	GRIP	THICKNESS OF MATERIAL CONNECTED				LOCATION
1	8	7/8	3 1/2							1 3/4	1/4	7/16	1/16		B1, B2 to D1, D2
2	12	3/4	2 1/4							13/16	3/8	7/16			B1, B2 to D3, D3A
3	28	7/8	2 1/4							11/16	7/16	1/4			B1, B2 to D4, D4A
4	32	7/8	2 1/4							3/4	5/16	7/16			B1, B2 to D5
5	128	7/8	2 1/4							3/4	5/16	7/16			B3 to D5
6	112	7/8	2 1/4							11/16	7/16	1/4			B3 to D4, D4A
7	28	7/8	3 1/2							1 3/4	1/2	1/2	3/4		F1
8	15	7/8	4 1/4							2 1/2	7/8	7/8	3/4		F1
9	11	7/8	2 3/4							1 1/4	1/2	3/4			F1
10	16	7/8	2 3/4							1 1/4	1/2	3/4			F1, to B14, B15
11	14	7/8	3 1/2							1 3/4	3/4	1/2	1/2		F1 to B4, B9
12	28	7/8	3 1/2							1 3/4	1/2	1/2	3/4		F1 to B5, B6, B10, B11
13	14	7/8	3 3/8							1 11/16	1/2	1/2	1/2		F1 to B7, B12
14	9	7/8	4 3/8							2 9/16	7/16	7/8	7/8		F1 to B8
15	9	7/8	4 1/4							2 1/2	3/4	7/8	7/8		F1 to B13
16	6	7/8	3 1/4							1 5/8	1/2	1/2	5/8		F1 to B17
17	6	7/8	3 1/2							1 3/4	1/2	1/2	3/4		F1 to B18
18															
19															
20	2	3/4			2 1/4	Hex	Hex		Ordinary	1 3/8	1/2	1/2	5/8		F1 to FB5
21	8	DF			4 3/4	Hex	Hex		Turn Bolts	3 9/16	1 15/16	1/4			F1 to TP11
22	8	DF			4 3/4	Hex	Hex		Turn Bolts	3 9/16	1 15/16	1/4			F1 to TP11
23	12	7/8	2 1/8							5/8	5/16	5/16			B4 to M18, M19
24	8	7/8	3 1/4							1 5/8	7/16	13/16			B4 to M9, M11
25	36	7/8	2 3/8							7/8	3/8	1/2			B4 to M11, D9
26	36	7/8	2 1/4							3/4	3/8	3/8			B4 to M9, D13
27	40	7/8	2 3/8							7/8	1/2	3/8			B5, B6, to D7, D8, D9
28	32	7/8	2 1/4							3/4	3/8	3/8			B5, B6 to D11, D12, D13
29	20	7/8	2 3/8							7/8	1/2	3/8			B7 to D6, D7
30	16	7/8	2 1/4							3/4	3/8	3/8			B7 to D10, D11
31	6	7/8	2 1/8							5/8	5/16	5/16			B8 to M21
32	4	7/8	3 3/8							1 1/16	7/16	1/4			B8 to M1
33	4	7/8	3 3/8							1 3/8	5/8	1/4			B8 to M2
34	36	7/8	2 3/8							7/8	1/2	3/8			B8 to M1, D6
35	36	7/8	2 3/8							7/8	1/2	3/8			B8 to M2, D10
36	39	7/8	3 3/4							1 15/16	1/2	1/2	15/16		F2
37	26	7/8	4 1/4							2 9/16	3/4	3/4	15/16		F2
38	3	7/8	3							1 7/16	1/2	1/2	15/16		F2
39	4	3/4			2 1/4	Hex	Hex		Ord.	1 3/8	1/2	1/4	5/8		F2 to FB5, FB11, FB12
40	16	DF			5 1/4	Hex	Hex		Turn Bolts	3 9/16	2	1 1/16			F2 to TP12
41	49	7/8	3 1/2							1 3/4	3/4	1/2	1/2		F2 to B9, B10, B21, B22, B11, B13
42	7	7/8	3 5/8							1 7/8	5/8	1/2	1/2		F2 to B24
43	7	7/8	3 1/4							1 5/8	5/8	1/2	1/2		F2 to B23
44	7	7/8	3 3/8							1 11/16	11/16	1/2	1/2		F2 to B22
45	7	7/8	3 1/2							1 3/4	3/4	1/2	1/2		F2 to B18
46	4	7/8	2 7/8							1 3/8	3/8	1/2	1/2		F2 to B20

FIELD RIVETS AND BOLTS

NAME	DATE
PRY	2-19-54

REVISIONS: F E D C B X

DRAWINGS: Tr. FABRICATION: Tr.

IN CHARGE OF: Marks ORDER No. Q4149

DIV. 1 SHEET No. EF101

NAME OF STRUCTURE: Bangor-Brewer Bridge – Bangor, Me.

RIVETS: Dia. / Drawing

BOLTS: Hd. ____ Nut ____ Dia. / Drawing

D79A PENCILITEX
SKETCH SHEET
AMERICAN BRIDGE COMPANY
UNITED STATES STEEL CORPORATION SUBSIDIARY

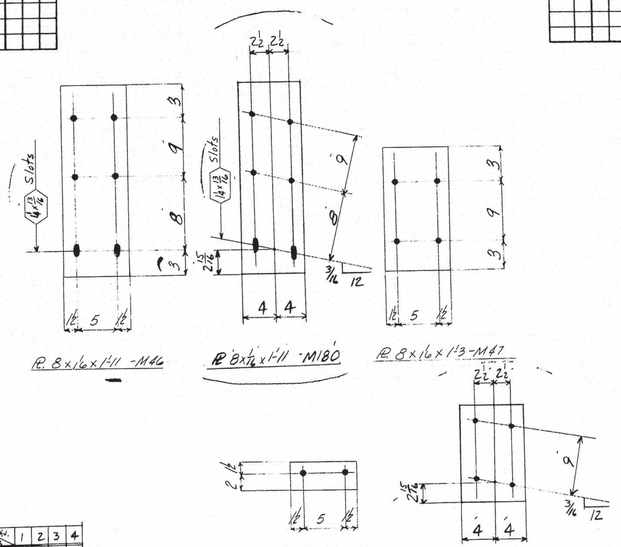

Mark \ Div.	1	2	3	4
M180	2	18	18	20
M181	4	32	29	30
M46	12	—	—	—
M47	18	—	—	—
M48	14	18	18	20
M49	14	18	18	20
M50	14	18	18	20

B	
X	2-8-54

Revisions

Advance Bill Page 107, 204, 304 & 404

NO. PCS.	MATERIAL: SHAPE	LENGTH FT.	LENGTH INS.	MARK	TOTAL CALCULATED WEIGHT	ORDERED	ITEM	NO. PCS.	MATERIAL: SHAPE	LENGTH FT.	LENGTH INS.	MARK	CALCULATED WEIGHT FOR ONE BRIP. PIECE	ORDERED	ITEM
12	Pl.	8	1/16	1/11	M46	38	39	1 hole	S						
18	Pl.	8	1/16	1/3	M47	37	38	1 hole	S						
70	Pl.	3 1/2	1/16	8	M48	34	35	1 hole	S						
70	Pl.	3 1/2	1/8	8	M49	67	70	2 holes	S						
70	Pl.	3 1/2	1/4	8	M50	134	139	2 holes	S						
58	Pl.	8	7/16	1'-11	M180	86	89	2 holes	S						
95	Pl.	8	11/16	1'-3	M181	200	202	2 holes	S						

See Page Above for Div.

SHIMS
PAINT Yes
CONTACT SURFACES

RIVETS	HOLES
X	13
	16
	UN.

DATE	DRAWINGS
12/18 19 53	TRENTON
FABRICATION	TRENTON

ORDER No. Q4149

SHEET No. F102

NAME OF STRUCTURE: STATE OF MAINE, STATE HIGHWAY COMMISSION, BANGOR-BREWER BRIDGE OVER PENOBSCOT RIVER, BANGOR, ME.

RIVETS: Dia. / Drawing

BOLTS: Hd. ____ Nut ____ Dia. / Drawing

D79A PENCILITEX
SKETCH SHEET
AMERICAN BRIDGE COMPANY
UNITED STATES STEEL CORPORATION SUBSIDIARY

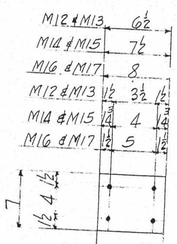

Mk \ Div.	1	2	3	4	
M12	20				PL 7 x 1/2 x 6 1/2
M13	40				PL 7 x 1/2 x 6 1/2
M14	20	41	36	54	PL 7 x 1/2 x 7 1/2
M15	40	82	72	108	PL 7 x 1/2 x 7 1/2
M16				18	PL 7 x 1/2 x 8
M17				36	PL 7 x 1/2 x 8

Rev. 2-19-54
M12, M13 Length chg'd
G.A.L.

Advance Bill Page ____

NO. PCS.	MATERIAL: SHAPE	LENGTH FT.	LENGTH INS.	MARK	CALCULATED WEIGHT FOR ONE BRIP. PIECE	ORDERED	ITEM	NO. PCS.	MATERIAL: SHAPE	LENGTH FT.	LENGTH INS.	MARK	CALCULATED WEIGHT FOR ONE BRIP. PIECE	ORDERED	ITEM
20	PL	7	1/2	6 1/2	M12	3	30'-0	M618							
40	PL	7	1/2	6 1/2	M13	2		S							
151	PL	7	1/2	7 1/2	M14	4	36'-0	M618							
302	PL	7	1/2	7 1/2	M15	2		S							
18	PL	7	1/2	8	M16	4	30'-0	M618							
36	PL	7	1/2	8	M17	2		S							

See Divs. Above

SHIMS
PAINT Yes
CONTACT SURFACES

RIVETS	HOLES
X	15
	16

DATE	DRAWINGS
1/27 19 54	TRENTON
FABRICATION	TRENTON

ORDER No. Q4149

SHEET No. F101

NAME OF STRUCTURE: STATE OF MAINE - STATE HIGHWAY COMMISSION - BANGOR - BREWER BRIDGE OVER PENOBSCOT RIVER - BANGOR, MAINE

0 1 2 3 4 5 INCHES

ERECTORS LIST
FIELD RIVETS AND BOLTS
AMERICAN BRIDGE
DIVISION
UNITED STATES STEEL COMPANY

LINE NO.	NO. PCS.	DIAM.	RIVETS	BOLTS: LENGTH UNDER HEAD	HEAD	NUT	WASHER	TYPE OF BOLT	GRIP	THICKNESS OF MATERIAL CONNECTED	LOCATION
1	24	7/8	2 1/8						5/8	5/16 5/16	B26 to M91, 92, 93, 94, 95
2	40	7/8	5 3/8						3 1/2	1/8 1/4 3/8 1	B26 to B31
3	40	7/8	5 3/8						3 11/16	1/8 1/4 5/16 1	B27, B28 to B32, B33 (Top)
4	8	7/8	6 3/4						4 1/2	1/8 1/4 3/8 1 3/8 5/8	B26 to B31 (Top)
5	16	7/8	6 3/4						4 7/16	1/8 1/4 5/16 1 3/8 1/2	B27, B28 to B32, B33 (Top)
6	32	7/8	4 1/2						2 1/2	1/8 1/8	B26 to B31
7	8	7/8	6 3/4						2 11/16	1/8 1/8	B27, B28, to B32, B33
8	32	7/8	6 3/4						4 3/8	5/8 1 1/8 1/8	B26 to B31 (Bottom)
9	24	7/8	6						4 5/8	5/8 1 1/8 1/8 5/16	B27, B28 to B32, B33 (Bott)
10	20	7/8	3 3/8						4	1/8 1/16 5/16 1	B27, B28 to B32, B33 (Bott)
11	40	7/8	3 5/8						1 13/16	15/16 1/2 1/2	B26 to B31 (web)
12	10	7/8	4 3/8						1 3/8	7/8 1/2 1/2	B27, B28 to B32, B33 (web)
13	10	7/8	4 3/8						2 9/16	13/16 1/2 1/2 3/8 3/8	B26 to B31 (web)
14	20	7/8	4 3/8						2 1/2	3/4 1/2 1/2 3/8 3/8	do
15	20	7/8	3 1/2						2 5/8	7/8 1/2 1/2 3/8 3/8	do
16	36	7/8	4						1 3/4	3/4 1/2 1/2	B27, B28 to B32, B33 (web)
17	40	7/8	2 1/4						2 1/4	3/8 3/8 5/8	do
18	36	7/8	2 3/4						3/4	3/8 3/8	B26 to D26, M30
19	72	7/8	2 1/4						1/4	3/8 3/8	B27, B28 to D24, D25, D26
20	36	7/8	2 3/8						3/4	3/8 3/8	B26 to D19, M44
21	12	7/8	2 8						7/8	1/2 3/8	B26 to D13, D17, M29, M43
22	40	7/8	2 3/4						1/4	3/8 3/8	B26 to D69, M28
23	40	7/8	2 3/8						7/8	1/2 3/8	B27, B28 to D18, D19, D19A
24	64	7/8	2 1/4						3/4	3/8 3/8	B27, B28 to D8, D69
25	12	7/8	2 8						5/8	5/16 5/16	B27, B28 to D12, 13, 17, 22, 23
26	14	7/8	2 3/8						13/16	3/8 7/16	B30 to M103, 104, 105, 106
27	36	7/8	2 3/8						7/8	1/2 3/8	B30 to M36
28	18	7/8	2 1/4						3/4	3/8 3/8	B30 to D20, M34
29	19	7/8	2 1/2						1	5/8 3/8	B30 to M35
30	24	7/8	2 1/8						5/8	5/16 5/16	B30 to D21
31	8	7/8	6 3/4						4 1/2	1 1/8 1/8 3/8 5/8	B31 to M92, M96–M102
32	10	7/8	4 3/8						2 9/16	3/8 3/8 1/2 1/2 13/16	B31 to M31
33	8	7/8	6 3/4						4 1/8	1 1/8 1 3/8 1 5/8	B31
34	36	7/8	4 1/2						3/4	3/8 3/8	B31 to D32
35	36	7/8	2 5/8						1 1/8	3/8 3/8 3/8 3/8	B31 to D29, M45
36	36	7/8	2 1/4						1/4	7/8 3/8	B31 to D32, M31
37	36	7/8	2 1/4						3/4	3/8 3/8	B31 to D35, M32
38	12	7/8	2 1/8						5/8	5/16 5/16	B31 to D38, M33
39	40	7/8	5 3/8						3 1/2	1/8 1/4 1/2 1	B29 to M107–110
40	16	7/8	4 1/4						2 1/2	1/8 1/8	B29 to B34
41	8	7/8	6 3/4						4 1/2	1/8 1 3/8 1 3/8 5/8	do (Top)
42	8	7/8	6 3/4						4 1/8	1/8 1/8 3/8 1 5/8	do (Bott)
43	20	7/8	3 3/8						1 13/16	13/16 1/2 1/2	do (web)
44	10	7/8	4 3/8						2 9/16	13/16 1/2 1/2 3/8 3/8	do (web)
45	[illegible]	[illegible]	4 1/4						2 1/2	3/4 1/2 1/2 3/8 3/8	do (web)
46	[illegible]	[illegible]	2 5/8						1 1/8	3/8 3/8 3/8	B29 to D24, M38

FIELD RIVETS AND BOLTS

NAME	DATE
PRY	2-20-54

REVISIONS: L W A O B X

DRAWINGS: Tr. FABRICATION: Tr.

IN CHARGE OF: Marks ORDER No. Q4149

Div. 2 SHEET No. EF201

NAME OF STRUCTURE: Bangor-Brewer Bridge – Bangor, Me.

ERECTORS LIST
FIELD RIVETS AND BOLTS
AMERICAN BRIDGE
DIVISION
UNITED STATES STEEL COMPANY

LINE NO.	NO. PCS.	DIAM.	RIVETS	BOLTS: LENGTH UNDER HEAD	HEAD	NUT	WASHER	TYPE OF BOLT	GRIP	THICKNESS OF MATERIAL CONNECTED	LOCATION
1	11	7/8		#6	Bull.	Hex		Dandelot Rivet Bolts	1 3/8	5/8 3/4	F1 to B16
2	18	7/8		#5					1 1/8	3/8 3/4	F1 to M3
3	72	7/8		#7					1 9/16	1/2 1/2 9/16	ED4 to Diaphragms
4	4	7/8		#9					2	1/2 9/16 9/16 1/2	ED4 to D6
5	4	7/8		#9					2	1/2 1/2 9/16 9/16	ED4 to D9
6	80	7/8		#6					1 3/8	1/2 1/2 3/8	ED3 to D4A
7											
8											
9	160	Washers 2 1/2" x 1/4" thick - 1 1/16" Hole									For use under nut of Dandelot Rivet Bolts as required to build up required grip as noted on lines 3, 4, 5, & 6.
10	320	Washers 2 1/2" x 1/8" thick - 1 1/16" Hole									
11											
12											
13											
14											
15											
16											
17											
18											
19											
20											
21											
22											
23											
24											
25											
26											
27											
28											
29											
30											
31											
32											
33											
34											
35											
36											
37											
38											
39											
40											
41											
42											
43											
44											
45											
46											

FIELD RIVETS AND BOLTS

NAME	DATE
PRY	2-19-54

REVISIONS: L W A O B X

DRAWINGS: Tr. FABRICATION: Tr.

IN CHARGE OF: Marks ORDER No. Q4149

Div. 1 SHEET No. EF103

NAME OF STRUCTURE: Bangor-Brewer Bridge – Bangor, Me.

ERECTORS LIST
FIELD RIVETS AND BOLTS
AMERICAN BRIDGE
DIVISION
UNITED STATES STEEL COMPANY

LINE NO.	NO. PCS.	DIAM.	RIVETS	BOLTS: LENGTH UNDER HEAD	HEAD	NUT	WASHER	TYPE OF BOLT	GRIP	THICKNESS OF MATERIAL CONNECTED	LOCATION
1	12	7/8	2 1/8						5/8	3/16 5/16	B9 to M19, M18
2	4	7/8	3 1/4						1 5/8	13/16 3/16	B9 to M19
3	36	7/8	2 1/4						3/4	3/8 3/8	B9 to M9, D13
4	48	7/8	2 1/4						3/4	3/8 3/8	B10, B14, B13 to D14, D12, D13, D15
5	6	7/8	2 1/2						15/16	3/8 9/16	B13 to B19
6	16	7/8	2 1/4						3/4	3/8 3/8	B12 to D11
7	10	7/8	2 1/2						15/16	7/16 1/2	B14 to B16
8	6	7/8	2 3/8						7/8	3/8 1/2	B15 to B16
9	9	7/8	2 3/8						1 1/8	5/8 1/2	B16 to M2
10	7	7/8	2 3/8						1 15/16	3/8 15/16	B16 to M3
11	6	7/8	3 1/4						1 5/8	5/8 1/2 1/2	B17 to B19
12	16	7/8	2 1/4						3/4	3/8 3/8	B17 to D14, D15
13	6	7/8	2 5/8						1 7/16	1/2 9/16	B19
14	6	7/8	2 1/2						15/16	9/16 3/8	B19 to B18
15	12	7/8	2 1/8						5/8	3/16 5/16	B18 to M22, 23, 24, 25
16	4	7/8	4						2 9/16	1/4 9/16 1/2	B18 to M4
17	36	7/8	2 1/4						3/4	3/8 3/8	B18 to M4, D14
18	4	7/8	2 5/8						1 1/8	3/8 3/8 3/8	B20 to M5
19	6	7/8	2 1/8						5/8	5/16 5/16	B20 to M26, M27
20	12	7/8	2 1/8						5/8	5/16 5/16	B21 to M18, M20
21	8	7/8	3 1/4						1 3/8	9/16 13/16	B21 to M7, M8
22	36	7/8	2 3/8						7/8	1/2 3/8	B21 to M7, D9
23	36	7/8	2 1/4						3/4	3/8 3/8	B21 to M8, D12
24	40	7/8	2 1/4						3/4	3/8 3/8	B22, B23 to D11, 12, 17
25	8	7/8	2 3/8						13/16	3/8 7/16	B23 to D16
26	60	7/8	2 3/8						7/8	1/2 3/8	B22, B23 to D6A, 7, 8, 9
27	6	7/8	2 1/8						5/8	9/16 9/16	B24 to M89, M90
28	4	7/8	3 5/8						1 13/16	13/16 7/16	B24 to M6
29	4	7/8	4 1/8						2 9/16	13/16 15/16	B24 to M5
30	36	7/8	2 3/8						7/8	3/8 1/2	B24 to M6, D6A
31	20	7/8	3 1/4						1 11/16	13/16 3/8 3/8	B24 to M5, D16
32	12	7/8	2 1/8						5/8	3/8 1/4	FB1, FB2 to D1, D2
33	12	7/8	2 1/8						9/16	5/16 1/4	FB1, FB2 to D3, D3A
34	2	7/8	2 1/2						1	9/16 7/16	D6 to M1
35	2	7/8	2 1/2						1	9/16 9/16	D6A to M6
36	4	7/8	2 1/2						1	7/16 9/16	D9 to M7, M11
37	8	7/8	2 3/4						1 9/16	5/8 9/16	D10 to M2
38	18	7/8	2 1/2						1	7/16 9/16	D13, D17 to M8, M9
39	12	7/8	3 1/4						1 5/8	11/16 15/16	D16 to M5
40	6	7/8	2 1/2						1	7/16 7/16	D14 to M4
41	7	3/4		2 1/4	Hex	Hex	Ord.		1 1/4	3/8 3/8 1/4	FB4, FB3 to M1, M11, M2, M9
42	3	3/4		2 1/4	Hex	Hex	Ord.		1 1/4	5/8 3/8 1/4	FB9 to M7, M8
43	6	3/4		2 1/4	Hex	Hex	Ord.		1 1/4	5/8 3/8 1/4	FB5 to M8, M9 FB13 to M6
44	1	3/4		2 3/4	Hex	Hex	Ord.		1 3/8	5/8 3/8 3/8 1/4	FB10 to M3
45	2	3/4		2 1/2	Hex	Hex	Ord.		1 5/8	5/8 3/8 3/8 1/4	FB11 to M3, M4
46	3	3/4		2 1/4	Hex	Hex	Ord.		1 3/8	5/8 1/2 1/4	M5 to FB12, FB13 FB11 to M4

FIELD RIVETS AND BOLTS

NAME	DATE
PRY	2-19-54

REVISIONS: L W A O B X

DRAWINGS: Tr. FABRICATION: Tr.

IN CHARGE OF: Marks ORDER No. Q4149

Div. 1 SHEET No. EF102

NAME OF STRUCTURE: Bangor-Brewer Bridge – Bangor, Me.

0 1 2 3 4 5 INCHES

ERECTORS LIST
FIELD RIVETS AND BOLTS
AMERICAN BRIDGE
DIVISION
UNITED STATES STEEL COMPANY

Line No.	No. Pcs.	Diam.	Rivets	Bolts: Length Under Head	Head	Nut	Washer	Type of Bolt	Grip	Thickness of Material Connected	Location
1	24	7/8	2 1/8						5/8	5/16 5/16	B35 to M119–M126
2	32	7/8	4 5/8						2 13/16	1 1/8 1 11/16	B35, B38 to B39, B42
3	80	7/8	5 3/4						3 13/16	1 1/8 1 11/16 1	B35, B38 to B39, B42
4	8	7/8	7						4 7/8	5/8 7/16 1 1/8 1 11/16 1	B35, B38 to B39, B42 (Top)
5	8	7/8	7						4 13/16	5/8 3/8 1 1/8 1 11/16 1	B35, B38 to B39, B42 (Top)
6	16	7/8	6 3/4						4 7/16	5/8 1 1 11/16 1 1/8	B35, B38, to B39, B42 (Bot.)
7	40	7/8	3 3/4						1 15/16	1/2 1/2 15/16	B35, B38 to B39, B42 (web)
8	40	7/8	4 1/2						2 11/16	1/2 1/2 3/8 3/8 15/16	B35, B38 to B39, B42 (web)
9	72	7/8	2 5/8						1 1/8	3/8 3/8 3/8	B35 to M64, D42 B38 to M55, D73
10	72	7/8	2 7/8						1 3/8	1 3/8	B35 to M63, D47 B38 to M54, D45
11	20	7/8	4 3/8						2 9/16	7/16 7/16 3/8 3/8 15/16	B35, B38
12	4	7/8	6 1/4						4 1/16	3/8 5/8 11/16 1 1/16 11/16	B35 to M62 B38 to M53
13	4	7/8	6 1/4						4 1/8	7/16 5/8 11/16 1 1/16 11/16	B35 to M62 B38 to M53
14	8	7/8	5 1/2						3 9/16	1/2 11/16 1 1/16 11/16	B35 to D65 B38 to D64
15	72	7/8	2 5/8						1 1/8	3/8 3/8 3/8	B35 to M62, D65 B38 to M53, D64
16	72	7/8	2 1/4						3/4	3/8 3/8	B35 to M60, M61, D41, D78
17	24	7/8	2 1/8						5/8	5/16 5/16	B38 to M133–M140
18	72	7/8	2 1/4						3/4	3/8 3/8	B38 to M51, M52, D39, D77
19	32	7/8	4 5/8						2 13/16	1 1/8 1 11/16	B36, B37 to B40, B41
20	64	7/8	5 3/4						3 13/16	1 1/8 1 11/16 1	do
21	2	7/8	6 3/4						4 5/8	1 1 11/16 1 1/8 1/2 5/16	B36, B37 to M175
22	6	7/8	7						4 3/4	1 1 11/16 1 1/8 1/2 7/16	do
23	6	7/8	7						4 7/8	1 1 11/16 1 1/8 1/2 9/16	do
24	2	7/8	7 1/4						4 15/16	1 1 11/16 1 1/8 1/2 5/8	do
25	32	7/8	6 3/4						4 7/16	1 1 11/16 1 1/8 5/8	B36, B37 to D42, 71, 73
26	60	7/8	3 3/4						1 15/16	15/16 1/2 1/2	B36, B37 to B40, B41 (web)
27	20	7/8	4 1/2						2 11/16	15/16 1/2 1/2 3/8 3/8	do
28	80	7/8	2 1/4						3/4	3/8 3/8	B36, B37, to D42, 71, 73, 64, 65, 70
29	2	7/8	6 3/4						4 5/8	1 1 11/16 1 1/8 1/2 5/16	B36, B37 to M177
30	6	7/8	7						4 3/4	1 1 11/16 1 1/8 1/2 7/16	do
31	6	7/8	7						4 7/8	1 1 11/16 1 1/8 1/2 9/16	do
32	2	7/8	7 1/4						4 15/16	1 1 11/16 1 1/8 1/2 5/8	do
33	32	7/8	7						4 7/8	5/8 1 1 1/4 7/8 1 1/8	B36, B37 to D64, 65, 70
34	40	7/8	2 7/8						1 3/8	1 3/8	B36, B37 to D45, 46, 47
35	64	7/8	2 1/4						3/4	3/8 3/8	B36, B37 to D39, 40, 41, 28, 77, 78
36	18	7/8	2 1/8						5/8	5/16 5/16	B39 to M127–M132
37	4	7/8	7						4 13/16	5/8 3/8 1 1/8 1 11/16 1	B39 to M66
38	4	7/8	7						4 7/8	5/8 7/16 1 1/8 1 11/16 1	do
39	8	7/8	7						4 3/4	5/8 1 1 11/16 5/16 1 1/8	B39 to D44
40	10	7/8	4 3/8						2 9/16	3/8 3/8 13/16 1/2 1/2	B39
41	36	7/8	2 5/8						1 1/8	3/8 3/8 3/8	B39 to M66, D44
42	36	7/8	2 3/4						1 1/4	7/8 3/8	B39 to M67, D50
43	72	7/8	2 1/4						3/4	3/8 3/8	B39 to M65, M68, D29, D38
44	21	7/8	2 1/8						5/8	5/16 5/16	B42 to M141–M147
45	4	7/8	7						4 13/16	5/8 3/8 1 1/8 1 11/16 1	B42 to M57
46	4	7/8	7						4 7/8	5/8 7/16 1 1/8 1 11/16 1	do

FIELD RIVETS AND BOLTS — Name: PRY — Date: 2-22-54 — Revisions: F E D C B X — Drawings: Tr. — Fabrication: Tr. — In charge of: Marks — Order No. Q4149 — Div. 3 — Sheet No. EF301

Name of structure: Bangor-Brewer Bridge ~ Bangor, Me.

812-29

ERECTORS LIST
FIELD RIVETS AND BOLTS
AMERICAN BRIDGE
DIVISION
UNITED STATES STEEL COMPANY

Line No.	No. Pcs.	Diam.	Rivets	Bolts: Length Under Head	Head	Nut	Washer	Type of Bolt	Grip	Thickness of Material Connected	Location
1	148	7/8		#7	Butt.	Hex	}	Dardelet Rivet Bolts	1 9/16	1/2 1/2 9/16	ED9, ED10 to D6A, D7, D8, D9, D20, D69
2	4	7/8		#9	↓	↓		↓	2	1/2 1/2 9/16 7/16	ED9 to D6A
3	4	7/8		#9					2	1/2 1/2 9/16 7/16	ED9 to D9
4	8	7/8		#11					2 3/8	1/2 1/2 3/8 7/16 9/16	ED9 to D20, D69
7	164	Washers 2 1/2 Ø x 1/4" thick - 1 1/16 Ø Hole									} For use under nut of Dardelet Rivet Bolts as required to build up required grip as noted on lines 1, 2, 3, & 4.
8	328	Washers 2 1/2 Ø x 1/8" thick - 1 1/16 Ø Hole									

FIELD RIVETS AND BOLTS — Name: PRY — Date: 2-22-54 — Revisions: F E D C B X — Drawings: Tr. — Fabrication: Tr. — In charge of: Marks — Order No. Q4149 — Div 2 — Sheet No. EF203

Name of structure: Bangor ~ Brewer Bridge ~ Bangor, Me.

412-29

ERECTORS LIST
FIELD RIVETS AND BOLTS
AMERICAN BRIDGE
DIVISION
UNITED STATES STEEL COMPANY

Line No.	No. Pcs.	Diam.	Rivets	Bolts: Length Under Head	Head	Nut	Washer	Type of Bolt	Grip	Thickness of Material Connected	Location
1	20	7/8	2 3/8						7/8	1/2 3/8	B29 to [illegible], D8
2	10	7/8	2 1/2						1	5/8 3/8	B29 to D21
3	10	7/8	2 1/4						3/4	3/8 3/8	B29 to D22
4	10	7/8	3 1/8						1 1/2	3/8 3/8 3/4	B29
5	18	7/8	2 3/4						1 3/16	3/8 3/8 7/16	B29 to M36
6	18	7/8	2 5/8						1 1/8	3/8 3/8 3/8	B29 to D23
7	36	7/8	2 3/4						1 1/4	7/8 3/8	B29 to M37, D19A
8	24	7/8	2 1/8						5/8	5/16 5/16	B34 to M111–118
9	8	7/8	6 3/4						4 1/2	1 1/8 1 3/8 1 3/8 5/8	B34 to M40
10	8	7/8	6 1/4						4 1/8	1 1/8 1 3/8 1 5/8	B34 to D30
11	10	7/8	4 3/8						2 9/16	3/8 3/8 1/2 1/2 13/16	B34
12	36	7/8	2 5/8						1 1/8	3/8 3/8 3/8	B34 to M40, D30
13	36	7/8	2 1/4						3/4	3/8 3/8	B34 to D27, M39
14	36	7/8	2 3/4						1 1/4	7/8 3/8	B34 to D33, M41
15	36	7/8	2 1/4						3/4	3/8 3/8	B34 to D36, M42
16	8	7/8	6 3/4						4 9/16	1 1/8 1 9/16 1 1/2 3/8	B32, B33 to M176
17	8	7/8	7						4 3/4	1 1/8 1 9/16 1 1/2 9/16	do
18	32	7/8	6 1/2						4 5/16	1 1/8 1 9/16 1 5/8	B32, B33 to D30, D31, D32
19	40	7/8	2 1/4						3/4	3/8 3/8	do
20	32	7/8	2 1/4						3/4	3/8 3/8	B32, B33 to D27, 28, 29
21	32	7/8	2 1/4						3/4	3/8 3/8	B32, B33 to D36, 37, 38
22	40	7/8	2 3/4						1 1/4	7/8 3/8	B32, B33 to D33, 34, 35
23	6	7/8	2 7/8						1 3/8	7/16 15/16	M35 to D21
24	24	7/8	2 1/2						1	7/16 9/16	M29, 39, 43, 45 to D13, 17, 27, 29
25	12	7/8	4						2 1/4	7/16 5/8 5/8 9/16	M37, M44 to D19, D19A
26	6	7/8	4 1/8						2 3/8	7/16 5/8 3/4 9/16	M32 to D35
27	6	7/8	3 7/8						2 1/8	7/16 3/8 3/4 9/16	M41 to D33
28	10	3/4		2 1/4	Hex	Hex		Ordinary	1 1/4	3/8 1/4 5/8	M29, 35, 39, 43, 45 to FB14, 15, 16, 18, 19, 22, 23, 26, 27
29	4	3/4		2 1/2	Hex	Hex		Ordinary	1 5/8	3/8 1/4 3/8 5/8	M32, M41 to FB20, 21, 28, 29
30	4	3/4		2 1/4	Hex	Hex		Ord.	1 1/4	3/8 1/4 5/8	M37, M44 to FB16, 17, 24, 25
31	12	7/8	2 7/8						1 5/16	3/4 9/16	M36 to D23
32	4	7/8	2 7/8						1 3/8	7/16 3/8 9/16	M28, M34 to D69, D20
33	4	7/8	2 1/2						1	7/16 9/16	M33, M42 to D36, D38
34	8	3/4		2 1/4	Hex	Hex		Ord.	1 1/4	3/8 1/4 5/8	M28, 33, 34, 42 to FB14, 21, 22, 29
35	2	3/4		2 1/4	Hex	Hex		Ord.	1 3/8	1/2 1/4 5/8	M36 to FB23, 24
36	16	7/8	4 1/2						2 11/16	5/8 3/4 3/4 9/16	M30, M38 to D24, D26
37	8	7/8	4 5/8						2 13/16	5/8 3/4 7/8 9/16	M31 to D32
38	8	7/8	4 3/8						2 9/16	5/8 3/4 5/8 9/16	M40 to D30
39	4	3/4		2 1/4	Hex	Hex		Ord.	1 1/4	3/8 1/4 5/8	M30, M38 to FB17, 18, 25, 26
40	4	3/4		2 1/2	Hex	Hex		Ord	1 5/8	3/8 1/4 5/8 3/8	M31, M40 to FB19, 20, 27, 28
41	24	7/8	4 3/8						2 9/16	1/2 9/16 3/4 3/4	D24, D25, D26 to M175
42	24	7/8	4 3/8						2 9/16	1/2 9/16 3/4 3/4	D30, D31, D32 to M176

FIELD RIVETS AND BOLTS — Name: PRY — Revisions: F E D C B X — Drawings: Tr — Fabrication: Tr — In charge of: Marks — Order No. Q4149 — Div 2 — Sheet No. EF202

Name of structure: Bangor-Brewer Bridge ~ Bangor, Me.

212-29

0 1 2 3 4 5 INCHES

ERECTORS LIST
FIELD RIVETS AND BOLTS
AMERICAN BRIDGE DIVISION
UNITED STATES STEEL COMPANY

Line No.	No. Pcs.	Diam.	Rivets	Rivets	Bolts: Length Under Head	Head	Nut	Washer	Type of Bolt	Grip	Thickness of Material Connected	Location
1	21	7/8	2 1/8							5/8	5/16 5/16	B43 to M148-M154
2	16	7/8	3 5/8							1 13/16	11/16 1 1/8	B43 to B47 (Top) B46 to B50 (Top)
3	40	7/8	4 1/4							2 1/2	11/16 1 1/8 11/16	do do
4	4	7/8	5 3/8							3 1/2	11/16 1 1/8 11/16 3/8 5/8	B43 to M84 B46 to M74
5	4	7/8	5 1/2							3 9/16	11/16 1 1/8 11/16 7/16 5/8	do do
6	16	7/8	3 3/4							1 15/16	11/16 1 1/8 1/8	B43 to B47 (bottom) B46 to B50 (bottom)
7	40	7/8	4 3/8							2 5/8	11/16 1 1/8 1/8 11/16	do do
8	8	7/8	5							3 1/8	11/16 1 1/8 1/8 11/16 1/2	B43 to D83 B46 to D82
9	40	7/8	3 1/4							1 9/16	11/16 7/16 7/16	B43 to B47 (web) B46 to B50 (web)
10	40	7/8	3 1/8							1 1/2	5/8 7/16 7/16	do do
11	20	7/8	4 1/8							2 5/16	11/16 7/16 7/16 3/8 3/8	do do
12	20	7/8	4							2 1/4	5/8 7/16 7/16 3/8 3/8	do do
13	72	7/8	2 5/8							1 1/8	3/8 3/8 3/8	B43 to M84, D83 B46 to M74, D82
14	20	7/8	4							2 1/4	5/8 7/16 7/16 3/8 3/8	B43 B46
15	72	7/8	2 5/8							1 1/8	3/8 3/8 3/8	B43 to M71, D68 B46 to M71, D66
16	4	7/8	5 1/4							3 5/16	11/16 15/16 11/16 3/8 5/8	B43 to M81 B46 to M71
17	4	7/8	5 1/4							3 3/8	11/16 15/16 11/16 7/16 5/8	do do
18	8	7/8	4 5/8							2 13/16	11/16 15/16 11/16 1/2	B43 to D68 B46 to D66
19	72	7/8	2 5/8							1 1/8	3/4 3/8	B43 to M82, D63 B46 to M72, D62
20	108	7/8	2 1/4							3/4	3/8 3/8	B43 to M79, 80, 83, D80, 76, 61
21	21	7/8	2 1/8							5/8	5/16 5/16	B46 to M163-M169
22	108	7/8	2 1/4							3/4	3/8 3/8	B46 to M69, 70, 73, D52, 75, 59
23	16	7/8	3 3/4							1 15/16	11/16 1 1/4	B44, B45 to B48, B49 (Top)
24	40	7/8	4 3/8							2 5/8	11/16 1 1/4 11/16	do
25	2	7/8	5 1/4							3 3/8	11/16 1 1/4 11/16 3/8 3/8	B44, B45 to M179 (Field Spl.)
26	4	7/8	5 3/8							3 7/16	11/16 1 1/4 11/16 3/8 7/16	do
27	2	7/8	5 3/8							3 1/2	11/16 1 1/4 11/16 3/8 1/2	do
28	16	7/8	4							2 1/4	11/16 1 1/4 5/16	B44, B45 to B48, B49 (bottom)
29	32	7/8	4 7/8							2 15/16	11/16 1 1/4 5/16 11/16	do
30	16	7/8	5 3/8							3 7/16	11/16 1 1/4 5/16 11/16 1/2	B44, B45 to D67, 82, 83
31	40	7/8	3 3/8							1 11/16	13/16 7/16 7/16	B44, B45 to B48, B49 (web)
32	60	7/8	3 1/2							1 3/4	5/8 7/16 7/16 1/8 1/8	do
33	20	7/8	4 1/4							2 7/16	13/16 7/16 7/16 3/8 3/8	do
34	40	7/8	2 1/4							3/4	3/8 3/8	B44, B45 to D67, 82, 83
35	40	7/8	2 1/4							3/4	3/8 3/8	B44, B45 to D66, 67, 68
36	2	7/8	5							3 1/16	11/16 15/16 11/16 3/8 3/8	B44, B45 to M179 (Shop Spl.)
37	4	7/8	5							3 1/8	11/16 15/16 11/16 3/8 7/16	do
38	2	7/8	5 1/8							3 3/16	11/16 15/16 11/16 3/8 1/2	do
39	16	7/8	4 5/8							2 13/16	11/16 15/16 11/16 1/2	B44, B45 to D66, 67, 68
40	40	7/8	2 5/8							1 1/8	3/4 3/8	B44, B45 to D62, 63, 81
41	96	7/8	2 1/4							3/4	3/8 3/8	B44, B45 to D52, 79, 80, 74, 75, 76, 59, 60, 61
42	40	7/8	2 5/8							1 1/8	3/4 3/8	B48, B49 to D53, 54, 55
43	40	7/8	2 3/8							7/8	1/2 3/8	B48, B49 to D56, 57, 58
44	64	7/8	2 1/4							3/4	3/8 3/8	B48, B49 to D74, 75, 76, 59, 60, 61
45	24	7/8	2 1/8							5/8	5/16 5/16	B47 to M155, 156, 157, 159, 161
46	24	7/8	2 1/8							5/8	5/16 5/16	B50 to M170, 171, 172, 158, 174

FIELD RIVETS AND BOLTS — Name: PRY — Date: 2-23-54 — Revisions: F E D C B — Drawings: Tr. — Fabrication: Tr. — In charge of: Marks — Order No. Q4149 — Div 4 — Sheet No. EF401

NAME OF STRUCTURE: Bangor-Brewer Bridge - Bangor, Me.

ERECTORS LIST
FIELD RIVETS AND BOLTS
AMERICAN BRIDGE DIVISION
UNITED STATES STEEL COMPANY

Line No.	No. Pcs.	Diam.	Rivets	Rivets	Bolts: Length Under Head	Head	Nut	Washer	Type of Bolt	Grip	Thickness of Material Connected	Location
1	128	7/8			#7	Butt	Hex		Dardelet Rivet Bolt	1 9/16	1/2 1/2 9/16	ED15, ED16 to Diaphragms
2	8	7/8			#9	Butt	Hex		↓	2	1/2 1/2 7/16 9/16	ED16 to D39, D41
3	8	7/8			#9	Butt	Hex			2	1/2 1/2 7/16 9/16	ED15 to D36, D38
6	144	Washers 2 1/2" ⌀ x 1/4" thick - 1 1/16" ⌀ hole										For use under nut of Dardelet Rivet Bolts as required to build up required grip as noted on lines 1, 2 & 3
7	288	Washers 2 1/2" ⌀ x 1/8" thick - 1 1/16" ⌀ hole										

FIELD RIVETS AND BOLTS — Name: PRY — Date: 2-22-54 — Revisions: F E D C B — Drawings: Tr. — Fabrication: Tr. — In charge of: Marks — Order No. Q4149 — Div.3 — Sheet No. EF303

NAME OF STRUCTURE: Bangor-Brewer Bridge ~ Bangor, Me.

ERECTORS LIST
FIELD RIVETS AND BOLTS
AMERICAN BRIDGE DIVISION
UNITED STATES STEEL COMPANY

Line No.	No. Pcs.	Diam.	Rivets	Rivets	Bolts: Length Under Head	Head	Nut	Washer	Type of Bolt	Grip	Thickness of Material Connected	Location
1	8	7/8	7							4 3/4	5/8 1 1 3/8 5/8 1 1/8	B42 to D43
2	10	7/8	4 3/8							2 9/16	3/8 3/8 1/2 1/2 13/16	B42
3	36	7/8	2 5/8							1 1/8	3/8 3/8 3/8	B42 to M57, D43
4	36	7/8	2 3/4							1 1/4	7/8 3/8	B42 to M58, D48
5	72	7/8	2 1/4							3/4	3/8 3/8	B42 to M56, M59, D27, D51
6	2	7/8	6 3/4							4 5/8	1 1 11/16 1 1/8 1/2 5/16	B40, B41 to M178
7	6	7/8	7							4 3/4	1 1 11/16 1 1/8 1/2 7/16	do
8	6	7/8	7							4 7/8	1 1 11/16 1 1/8 1/2 9/16	do
9	2	7/8	7 1/4							4 15/16	1 1 11/16 1 1/8 1/2 5/8	do
10	32	7/8	7							4 7/8	5/8 1 1 1/4 7/8 1 1/8	B40, B41 to D43, 44, 72
11	40	7/8	2 1/4							3/4	3/8 3/8	B40, B41 to D43, D44, D72
12	40	7/8	2 3/4							1 1/4	7/8 3/8	B40, B41 to D48, 49, 50
13	32	7/8	2 1/4							3/4	3/8 3/8	B40, B41 to D27, 28, 29, 37, 38, 51
14	6	7/8	2 3/4							1 1/4	7/16 1/4 9/16	M58 to D48
15	6	7/8	3 1/8							1 1/2	7/16 1/2 9/16	M67 to D50
16	24	7/8	2 1/2							1	7/16 9/16	M52, 56, 61, 65 to D27, 29, 77, 78
17	8	7/8	2 1/2							1	7/16 9/16	M51, 59, 60, 68 to D38, 39, 41, 51
18	6	7/8	4							2 1/4	7/16 3/8 7/8 9/16	M54 to D45
19	6	7/8	4 1/4							2 1/2	7/16 3/4 3/4 9/16	M63 to D47
20	8	3/4			2 1/2	Hex	Hex		Ordinary	1 5/8	3/8 3/8 1/4 5/8	M59, M58, M63, M67 to FB40, 41, 44, 45, 32, 33, 36, 37
21	16	3/4			2 1/4	Hex	Hex		Ordinary	1 1/4	3/8 1/4 5/8	M51, 52, 56, 59, 60, 61, 65, 68 to Fascias
22	8	7/8	4							2 3/16	5/8 3/8 5/8 9/16	M53 to D64
23	8	7/8	4 1/4							2 7/16	5/8 3/8 7/8 9/16	M62 to D65
24	16	7/8	4 3/8							2 9/16	5/8 3/4 5/8 9/16	M55, M57 to D43, D73
25	16	7/8	4 5/8							2 13/16	5/8 3/4 7/8 9/16	M64, M66 to D42, D44
26	12	3/4			2 1/2	Hex	Hex		Ordinary	1 5/8	3/8 3/8 1/4 5/8	M53, 55, 57, 62, 64, 66 to Fascias
27	72	7/8	4 1/2							2 11/16	1/2 3/4 7/8 9/16	D42, 43, 44, 69, 65, 70, 71, 72, 73 to M175, 177, 128

FIELD RIVETS AND BOLTS — Name: PRY — Date: 2-22-54 — Revisions: F E D C B — Drawings: Tr. — Fabrication: Tr. — In charge of: Marks — Order No. Q4149 — Div 3 — Sheet No. EF302

NAME OF STRUCTURE: Bangor-Brewer Bridge ~ Bangor, Me.

0 1 2 3 4 5 INCHES

MARKS—SIDE FIGURE FOR SHEET NUMBER (IS GIVEN). TOP FIGURE FOR PLACE AT INTERSECTION

INDEX TO MARKS

AMERICAN BRIDGE COMPANY
UNITED STATES STEEL CORPORATION SUBSIDIARY

GENERAL MARK G — **NAME OF MEMBER** GIRDERS — **SHEET LETTER** —

	0	1	2	3	4	5	6	7	8	9
	A	101	101	101	101					
1	B	201	201	201	201					
2	C	501	501	501	501					
3	D	401	401	401	401					
4	E	301	301	301	301					
5										
6										
7										
8										
9										

GENERAL MARK CF — **NAME OF MEMBER** CROSS FRAMES — **SHEET LETTER** —

	0	1	2	3	4	5	6	7	8	9
		102	102	102	103	103	104	102	103	102
1	102	102	102	102	102	103	103			
2										
3										
4										
5										
6										
7										
8										
9										

GENERAL MARK D — **NAME OF MEMBER** DIAGONALS — **SHEET LETTER** —

	0	1	2	3	4	5	6	7	8	9
		103	103	104			105	105	105	105
1	105	105	105	105	105	105	105	105	105	105
2			105	105	105	105				
3										
4										
5										
6										
7										
8										
9										

GENERAL MARK S — **NAME OF MEMBER** STRUTS — **SHEET LETTER** —

	0	1	2	3	4	5	6	7	8	9
		109	109	109	108	108	108	109	109	108
1	108	108	109	109	109	109	109	108	109	108
2	108	109	108	108	108	109	103	103	103	103
3	104									
4										
5										
6										
7										
8										
9										

GENERAL MARK M — **NAME OF MEMBER** SHIMS — **SHEET LETTER** —

	0	1	2	3	4	5	6	7	8	9
1										
2						107	107	107	107	107
3	302	302								
4										
5										
6										
7										
8										
9										

GENERAL MARK BR — **NAME OF MEMBER** BRACKETS — **SHEET LETTER** —

	0	1	2	3	4	5	6	7	8	9
		106	106	106	106	106	108	106	108	106
1										
2										
3										
4										
5										
6										
7										
8										
9										

GENERAL MARK F — **NAME OF MEMBER** FASCIAS — **SHEET LETTER** —

	0	1	2	3	4	5	6	7	8	9
		107	107	107	107	107	107	107	107	107
1	107	107	107							
2										
3										
4										
5										
6										
7										
8										
9										

SUMMARY OF SHEETS

CONTENTS	SHEET LETTER	SHEET NUMBERS
EXPANSION DAMS ED1, 2, 3, 4	—	302
LADDERS L1, L2, L3	—	202
MANHOLE - M4	—	202

INDEX TO MARKS — NAME: FEL — DATE — TO — DRAWINGS: TRENTON — FABRICATION: AMBRIDGE — ORDER No. Q4150 — SHEET No. K1

NAME OF STRUCTURE: BANGOR-BREWER BRIDGE, PENOBSCOT RIVER, STATE OF MAINE

ERECTORS LIST
FIELD RIVETS AND BOLTS
AMERICAN BRIDGE DIVISION
UNITED STATES STEEL COMPANY

LINE NO.	NO. PCS.	DIAM.	RIVETS	BOLTS: LENGTH UNDER HEAD	HEAD	NUT	WASHER	TYPE OF BOLT	GRIP	THICKNESS OF MATERIAL CONNECTED	LOCATION
1	128	7/8		#7	Batt	Hex		Dardelet Rivet-Bolt	1 9/16	1/2 1/2 9/16	ED21, ED22 to Diaphragms
2	16	7/8		#9					2	7/16 1/2 1/2 9/16	ED21, ED22 to D38, 51, 52, 80
3	64	7/8		#7					1 9/16	1/2 1/2 9/16	ED27 to Diaphragms
4	4	7/8		#11					2 1/4	1/2 1/2 7/16 9/16 1/4	ED27 to D56
5	4	7/8		#12					2 1/2	1/2 1/2 1/2 7/16 9/16 1/2	ED27 to D58
6	4	7/8		#6					1 7/16	1/2 1/2 1/2 7/16	ED28 to Cross FRAMES-Q4150
7	4	7/8		#10					2 1/16	1/2 1/2 1/2 9/16 5/8	ED28 to CF1 & Q4150
8	4	7/8		#9					1 7/8	1/2 1/2 7/16 9/16	ED28 to CF1 & Q4150
9											
10	288	Washers 2 1/2" Ø x 1/4" thick - 1 1/8" Ø hole									} For use under nut of Dardelet Rivet Bolts as required to build up required grip as noted on lines 1 thru 8.
11	576	Washers 2 1/2" Ø x 1/8" thick - 1 1/8" Ø hole									
12											
13											
14											
15											
16											
17											
18											
19											
20											
21											
22											
23											
24											
25											
26											
27											
28											
29											
30											
31											
32											
33											
34											
35											
36											
37											
38											
39											
40											
41											
42											
43											
44											
45											
46											

FIELD RIVETS AND BOLTS — NAME: PRY — DATE: 2-23-54 — REVISIONS: 3-2-54 — DRAWINGS: Tr. — FABRICATION: Tr. — IN CHARGE OF Marks ORDER No. Q4149 — Div. 4 SHEET No. EF403

NAME OF STRUCTURE: Bangor-Brewer Bridge ~ Bangor, Me.

ERECTORS LIST
FIELD RIVETS AND BOLTS
AMERICAN BRIDGE DIVISION
UNITED STATES STEEL COMPANY

LINE NO.	NO. PCS.	DIAM.	RIVETS	BOLTS: LENGTH UNDER HEAD	HEAD	NUT	WASHER	TYPE OF BOLT	GRIP	THICKNESS OF MATERIAL CONNECTED	LOCATION
1	72	7/8	2 5/8						1 3/8	3/4 3/8	B47, B50 to M75, M85, D53, 55
2	72	7/8	2 3/8						7/8	1/2 3/8	B47, B50 to M77, M88, D56, D58
3	144	7/8	2 1/4						3/4	3/8 3/8	B47, B50 to M76, 77, 86, 87, D75, 76, 59, 61
4	48	7/8	2 1/2						1	9/16 9/16	M70, 73, 76, 77, 80, 83, 86, 87 to D75, 59, 76, 61
5	4	7/8	2 1/2						1	7/16 9/16	M 69 M79 to D55 D80
6	6	7/8	3 5/8						1 1/8	9/16 9/16 3/8	M75 to D53
7	6	7/8	3 3/8						2 1/8	7/16 9/16 3/4 5/8	M85 to D55
8	20	3/4		1/2	Hex	Hex		Ordinary	1 1/4	3/8 1 1/2	M69, 70, 73, 76, 77, 79, 80, 83, 86, 87 to Fascias
9	4	3/4		2 1/2	Hex	Hex		Ord.	1 1/2	3/8 3/8 1/4 5/8	M75, M85 to Fascias
10	6	7/8	2 3/4						1 1/4	9/16 9/16 1/4	M72 to D62
11	6	7/8	3 3/8						1/2	9/16 9/16 1/2	M82 to D63
12	2	7/8	2 3/4						1 1/4	7/16 9/16 1/4	M78 to D56
13	2	7/8	3 3/8						1/2	7/16 1/2	M88 to D58
14	16	7/8	4						2 3/16	5/8 3/8 5/8 7/16	M71, M74 to D66, D82
15	16	7/8	4 1/4						2 7/16	5/8 3/8 3/8 9/16	M81, M84 to D68, D83
16	16	3/4		2 1/2	Hex	Hex		Ord.	1 3/8	3/8 3/8 1/4 5/8	M71, 72, 74, 78, 81, 82, 84, 88 to Fascias
17	32	7/8	3 3/8						2 7/16	3/8 1/2 5/8 9/16	D66, 67, 68, 82, 83 to M179
18											
19											
20											
21											
22											
23											
24											
25											
26											
27											
28											
29											
30											
31											
32											
33											
34											
35											
36											
37											
38											
39											
40											
41											
42											
43											
44											
45											
46											

FIELD RIVETS AND BOLTS — NAME: PRY — DATE: 2-23-54 — REVISIONS — DRAWINGS: Tr. — FABRICATION: Tr. — IN CHARGE OF Marks ORDER No. Q4149 — Div. 4 SHEET No. EF402

NAME OF STRUCTURE: Bangor-Brewer Bridge ~ Bangor, Me.

0 1 2 3 4 5 INCHES

FHWA D-341
TURNED BOLTS

AMERICAN BRIDGE COMPANY

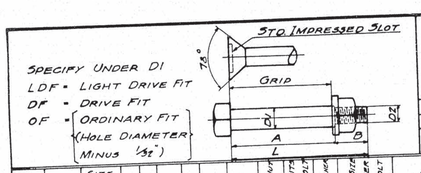

SPECIFY UNDER DI
LDF = LIGHT DRIVE FIT
DF = DRIVE FIT
OF = ORDINARY FIT (HOLE DIAMETER MINUS 1/32")

STANDARD WASHERS

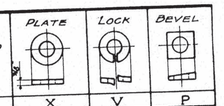

TYPE	X	V	P
DIMENSION "A"	GRIP + 1/16 or 1/8	GRIP - 1/16 or 1/8	

FOR AMBRIDGE FABRICATION. FOR ORDINARY FIT TURNED BOLTS REDUCE DIMENSION "A" 1/8

NO REQ'D	TYPE OF HEAD	SIZE OF REAMED HOLE	DI	DF	A	B	L	GRIP	TYPE OF NUT	NO. OF NUTS EACH BOLT	TYPE WASHER	NO. AND SIZE OF WASHER EACH BOLT	LOCATION	SHEET NO. BACK CONT.	SHEET NO. STRUCT. CONT.	CALCULATED WEIGHT TOTAL	SHIPMENTS
8	Hex	15/16	DF	7/8	6 1/4	1 1/4	7 1/2	6 1/8	Hex	1	X	1-2 1/4×3/8	Girs. to Pedestal at Piers			20	
2	Hex	15/16	DF	7/8	5 7/8	1 3/4	7 1/2	5 3/4	Hex	1	X	1-2 1/4×3/8				5	
6	Hex	15/16	DF	7/8	6 5/8	1 3/8	8	6 1/2	Hex	1	X	1-2 1/4×3/8				16	
16	Hex	15/16	DF	7/8	5 3/8	1 3/4	6 3/4	5 1/4	Hex	1	X	1-2 1/4×3/8				38	
16	Hex	15/16	DF	7/8	2 3/8	1 3/4	3 3/4	2 1/4	Hex	1	X	1-2 1/4×3/8	Gir. to Pedestal at Abut.			28	
															Sheet Total	107	

TURNED BOLTS. DIV. 1	RIVETS	HOLES	DATE / NAME	DATE	DRAWINGS TRENTON / FABRICATION AMBRIDGE	ORDER No. Q4150	SHEET No. C102
	X		FBM	/ 19			

NAME OF STRUCTURE
BANGOR-BREWER BRIDGE PENOBSCOT RIVER, ME.

D79 REV. 48
FIELD RIVETS AND BOLTS

AMERICAN BRIDGE COMPANY

UNITED STATES STEEL CORPORATION SUBSIDIARY

LINE NO.	ACTUAL NUMBER REQ'D.	NO. SHIPPED	DIAM.	RIVETS		BOLTS: LENGTH UNDER HEAD	HEAD	NUT	WASHER	TYPE OF BOLT	GRIP		CALCULATED WEIGHT TOTAL	SHIPMENTS
1														
2														
3	8	12	7/8	6							4		115	
4	192	231		5 1/4							3 3/8		249	
5	4	6		5							3 7/16		6	
6	4	6		4 7/8							2 15/16		6	
7	4	6		4 5/8							2 7/8		6	
8	4	6		4 1/2							2 3/4		6	
9	12	17		4							2 1/4		15	
10	67	82		3 7/8							2 1/2		70	
11	62	70		3 3/4							1 15/16		58	
12	39	50		3 5/8							1 13/16		41	
13	485	560		3 1/2							1 11/16		442	
14	266	317		3 1/8							1 1/2		229	
15	594	694		2 5/8							1 7/16		444	
16	136	167		2 1/2							1 5/16		104	
17	394	464		2 3/8							1 3/8		274	
18	548	642	↓	2 1/4							1 1/4		366	
19	40	50	↓	4 3/8							2 5/8		47	
20	48	58	↓	3 1/4							1 5/8		42	
21														
22	8	11	3/4			3	Hex	Hex	Bev	Ordinary	2 1/8		7	
23	20	25	3/4			2 1/4	↓	↓	↓	↓	1 3/4		15	
24														
25														
26														
27	28	36	Standard Beveled Washers - 13/16" ϕ Hole										2	
28														
29	16	16	Standard Beveled Washer - 1 1/16" ϕ Hole - For turned bolts.										3	
30														
31														
32														
33														
34														
35														
36														
37														
38														
39														
40														
41														
42														
43														
44														
45														
46														
												Sheet Total	2453	

FIELD RIVETS AND BOLTS FOR DIV. 1	DATE / NAME	DATE	DRAWINGS TRENTON / FABRICATION AMBRIDGE	ORDER No. Q4150	PAGE No. C101
	FBM	/ 19			

NAME OF STRUCTURE
BANGOR-BREWER BRIDGE PENOBSCOT RIVER, ME.

D794 PENCILTEX
SKETCH SHEET

AMERICAN BRIDGE COMPANY

UNITED STATES STEEL CORPORATION SUBSIDIARY

RIVETS: Dia. / Grip

BOLTS: Hd. ____ Nut ____ Dia. / Grip

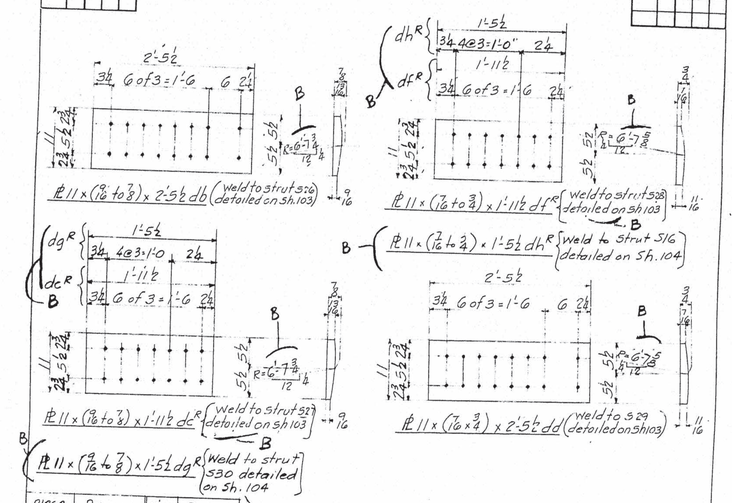

piece	Division 1	2	3	4	piece	Division 1	2	3	4
db	1		1		dg^R	1		1	
dc^R	1		1		dg^L	1		1	
dc^L	2		2		dh^R	1		1	
dd		1		1	dh^L	1		1	
df^R		1		1					
df^L		2		2					

Rev 2-18-54
Marks chgd GAL
B-Rev. 2-22-54
Advance Bill Page ____

NO. PCS.	MATERIAL SHAPE	LENGTH FT.	LENGTH INS.	MARK Deduct	CALCULATED WEIGHT FOR ONE BRIP. PIECE	ORDERED	ITEM
2	PL 11 (9/16 to 7/8)	2	5½	2 db (weld to 526)	61	AS	
2	PL 11 (9/16 to 7/8)	1	11½	2 dc^R (weld to 527)	48	AS	
4	PL 11 (9/16 to 7/8)	1	11½	2 dc^L (weld to 527)	48	AS	
2	PL 11 (7/16 to 3/4)	1	11½	2 df^R (weld to 528)	39	AS	
4	PL 11 (7/16 to 3/4)	1	11½	2 df^L (weld to 528)	39	AS	
2	PL 11 (9/16 to 3/4)	2	5½	2 dd (weld to 529)	50	AS	

NO. PCS.	MATERIAL SHAPE	LENGTH FT.	LENGTH INS.	MARK Deduct	CALCULATED WEIGHT FOR ONE BRIP. PIECE	ORDERED	ITEM
4	PL 11 (9/16 to 7/8)	1	5½	4 dg^R (weld to 530)	36	AS	
4	PL 11 (7/16 to 3/4)	1	5½	4 dh^R (weld to 516)	29	AS	

For Divisions see table

Sh. Total 1064

PAINT AFTER ASSEMBLY. SHOP CONTACT SURFACES NO	RIVETS	HOLES	DATE / NAME	DATE	DRAWINGS TRENTON / FABRICATION AMBRIDGE	ORDER No. Q4150	SHEET No. P101
	X	15 / 16	2/10/54 GAL / 2/17/54 G.A.B.	2/10 19 54			

NAME OF STRUCTURE
STATE OF MAINE - STATE HIGHWAY COMMISSION - BANGOR-BREWER BRIDGE OVER PENOBSCOT RIVER - BANGOR, MAINE

0 1 2 3 4 5 INCHES

FORM D-32
TURNED BOLTS
AMERICAN BRIDGE COMPANY

SPECIFY UNDER D1
LDF = LIGHT DRIVE FIT
DF = DRIVE FIT
OF = { ORDINARY FIT / (HOLE DIAMETER MINUS 1/32") }

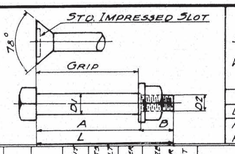

STANDARD WASHERS	PLATE	LOCK	BEVEL
TYPE	X	V	P
DIMENSION A	GRIP + 1/16 or 1/8	GRIP - 1/16 OR 1/8	

FOR AMBRIDGE FABRICATION FOR ORDINARY FIT TURNED BOLTS REDUCE DIMENSION A 1/8"

NO REQ'D.	TYPE OF HEAD	SIZE OF REAMED HOLE	D1	D2	A	B	L	GRIP	TYPE OF NUT	NO. OF NUTS EACH BOLT	TYPE WASHER	NO. AND SIZE OF WASHERS EACH BOLT	LOCATION	SHEET NO. MACH. CONT.	SHEET NO. STRUCT. DET.	CALCULATED WEIGHT TOTAL	SHIPMENTS
6	Hex	15/16	DF	7/8	6 3/4	14	8	6 5/8	Hex	1	X	1-24×3/8	Girs. to Pedestal			16	
8	Hex	15/16	DF	7/8	6 3/4	13 3/8	7 3/4	6 1/4	Hex	1	X	1-24×3/8				21	
2	Hex	15/16	DF	7/8	6	14	7 1/4	5 1/8	Hex	1	X	1-24×3/8				5	
16	Hex	15/16	DF	7/8	5 7/8	13 3/8	7 1/4	5 3/4	Hex	1	X	1-24×3/8				40	
													Sheet Total			88	

TURNED BOLTS. DIV. 2 | RIVETS X | HOLES X | DATE | NAME EBM | DATE / 19 | DRAWINGS Trenton | FABRICATION Ambridge | ORDER No. Q4150 | SHEET No. C 202

NAME OF STRUCTURE: BANGOR-BREWER BRIDGE PENOBSCOT RIVER, ME

D11 TEX. 5/8
FIELD RIVETS AND BOLTS
AMERICAN BRIDGE COMPANY
UNITED STATES STEEL CORPORATION SUBSIDIARY

LINE NO.	ACTUAL NUMBER REQ'D.	NO. SHIPPED	DIAM.	RIVETS		BOLTS: LENGTH UNDER HEAD	HEAD	NUT	WASHER	TYPE OF BOLT	GRIP		CALCULATED WEIGHT TOTAL	SHIPMENTS
1														
2														
3	8	11	7/8	6 1/4							4 1/4		14	
4	232	277		5 1/2							3 5/8		313	
5	4	6		5 3/8							3 7/16		7	
6	4	6		5 1/4							3 5/16		6	
7	16	23		4 7/8							3		23	
8	97	122		4 5/8							2 13/16		120	
9	18	25		4 1/2							2 3/4		24	
10	274	325		4 3/8							2 9/16		302	
11	76	98		4 1/4							2 1/2		89	
12	241	288		4 1/8							2 3/8		256	
13	20	27		4							2 1/4		23	
14	35	45		3 5/8							1 13/16		34	
15	63	75		3 1/2							1 3/4		59	
16	166	200		3 1/4							1 9/16		148	
17	90	114		3 1/2							1 1/2		82	
18	60	70		2 3/4							1 7/16		46	
19	878	1020		2 5/8							1/16, 1 1/8		653	
20	242	288		2 1/2							1, 1 5/16		179	
21	490	574		2 3/8							13/16, 7/8		339	
22	180	217		2 1/4							3/4, 11/16		124	
23	216	260		2 1/8							5/8		143	
24	24	32		3 3/4							2		27	
25														
26														
27														
28														
29	4	6	3/4			3	Hex.	Hex.	Bev.	Ordinary	2 1/8		4	
30	24	30	3/4			2 3/4	Hex.	Hex	Bev.	"	1 3/4		18	
31														
32														
33														
34	28	36		Standard Beveled Washers - 13/16" ø Hole									8	
35														
36	16	16		Standard Beveled Washers - 1 1/16" ø Hole - for turned bolts									3	
37														
38														
39														
40														
41														
42														
43														
44														
45														
46												Sh. Total	3046	

FIELD RIVETS AND BOLTS Div. 2 | DATE | NAME EBM | DATE / 19 | DRAWINGS Trenton | FABRICATION Ambridge | ORDER No. Q4150 | PAGE No. C 201

NAME OF STRUCTURE: BANGOR-BREWER BRIDGE PENOBSCOT RIVER, ME

D11
FIELD RIVETS AND BOLTS
AMERICAN BRIDGE COMPANY

LINE NO.	ACTUAL NUMBER REQ'D.	NO. SHIPPED	DIAM.	RIVETS		BOLTS: LENGTH UNDER HEAD	HEAD	NUT	WASHER	TYPE OF BOLT	GRIP		CALCULATED WEIGHT TOTAL	SHIPMENTS
1	12	25	7/8	4 3/4							3 1/2		25	
2	32	50		3 5/8							2 7/16		42	
3	191	230		3 3/4							1 11/16-2		191	
4	76	100		3 1/8							1 1/2		72	
5	28	45		2 7/8							1 7/16		29	
6	6	16		2 1/4							1 1/16		9	
7	18	32		2 1/8							7/8		18	
8	16	30		3 1/2							1 3/4		24	
9	100	125		3 1/4							1 5/8		93	
10	32	50		2 3/4							1 3/16		38	
11														
12														
13														
14														
15														
16														
17														
18														
19														
20														
21														
22														
23														
24														
25														
26														
27														
28														
29														
30														
31														
32														
33														
34														
35														
36														
37														
38														
39														
40														
41														
42														
43														
44														
45														
46												Sh. Total	500	

Do Not Charge.

FIELD RIVETS AND BOLTS Div 1 - LATERAL PIS TO GIRDERS | DATE | NAME EBM | DATE 5/18 1954 | DRAWINGS Trenton | FABRICATION Ambridge | ORDER No. Q4150 | PAGE No. C 103

NAME OF STRUCTURE: BANGOR - BREWER BRIDGE BANGOR, MAINE

0 1 2 3 4 5 INCHES

FRAM 0-55
TURNED BOLTS

AMERICAN BRIDGE COMPANY

SPECIFY UNDER D1
LDF = LIGHT DRIVE FIT
DF = DRIVE FIT
OF = { ORDINARY FIT / (HOLE DIAMETER MINUS 1/32") }

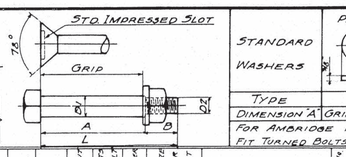

STANDARD WASHERS	PLATE	LOCK	BEVEL
TYPE	X	V	P
DIMENSION "A"	GRIP + 1/16 OR 1/8	GRIP − 1/16 OR 1/8	

FOR AMBRIDGE FABRICATION. FOR ORDINARY FIT TURNED BOLTS REDUCE DIMENSION "A" 1/8"

NO REQD.	TYPE OF HEAD	SIZE OF REAMED HOLE	D1	D2	A	B	L	GRIP	TYPE OF NUT	NO OF NUTS EACH BOLT	TYPE WASHER	NO AND SIZE OF WASHER EACH BOLT	LOCATION	SHEET NO MACH. CONN.	SHEET NO STRUCTURE	CALCULATED WEIGHT TOTAL	SHIPMENTS
8	Hex	15/16	DF	7/8	6 1/4	1 1/4	7 1/2	6 1/8	Hex	1	X	1-24·3/8				20	
2	Hex	15/16	DF	7/8	5 7/8	1 3/8	7 1/2	5 3/4	Hex	1	X	1-24·3/8				5	
6	Hex	15/16	DF	7/8	6 5/8	1 3/8	8	6 1/2	Hex	1	X	1-24·3/8	Gir. to Pedestal at Piers			16	
16	Hex	15/16	DF	7/8	5 3/8	1 3/8	6 3/4	5 1/4	Hex	1	X	1-24·3/8				28	
16	Hex	15/16	DF	7/8	2 3/8	1 3/8	3 3/4	2 1/4	Hex	1	X	1-24·3/8	Gir. to Pedestal at Abut.			28	

Shipments 167

TURNED BOLTS. DIV. 3

RIVETS | HOLES | DATE | NAME FBM | DATE / 19 | DRAWINGS TRENTON | FABRICATION AMBRIDGE | ORDER No. Q4150 | SHEET No. C302

NAME OF STRUCTURE: BANGOR-BREWER BRIDGE PENOBSCOT RIVER, ME.

C2-23

DTI REV. 56
FIELD RIVETS AND BOLTS

AMERICAN BRIDGE COMPANY

UNITED STATES STEEL CORPORATION SUBSIDIARY

LINE NO.	ACTUAL NUMBER REQ'D.	NO. SHIPPED	DIAM.	RIVETS		BOLTS: LENGTH UNDER HEAD	HEAD	NUT	WASHER	TYPE OF BOLT	GRIP		CALCULATED WEIGHT TOTAL	SHIPMENTS
1														
2														
3	8	12	7/8	6							4		15	
4	192	231		5 1/4							3 3/8		248	
5	4	6		5							2 7/16		6	
6	4	6		4 7/8							2 11/16		6	
7	4	6		4 5/8							2 3/8		6	
8	4	6		4 1/2							2 1/4		6	
9	12	17		4							2 1/4		15	
10	67	82		3 7/8							2 1/8		70	
11	62	70		3 3/4							1 15/16 2		58	
12	39	50		3 5/8							1 11/16 1 7/8		41	
13	485	560		3 1/2							1 11/16 1 1/2		442	
14	266	317		3 1/2							1 1/2		228	
15	594	694		2 5/8							1 1/16		444	
16	136	167		2 1/2							15/16 1		104	
17	394	464		2 3/8							13/16 7/8		274	
18	548	642		2 1/4							5/16 3/4		366	
19	40	50		2 3/8							2 3/8		47	
20	48	58		3 1/4							1 5/8		43	
21														
22	8	11	3/4			3	Hex	Hex	Bev	Ordinary	2 1/4		7	
23	20	25	3/4			2 3/4	↓	↓	↓	↓	1 3/4		15	
24														
25														
26														
27	28	36	Standard Beveled Washers - 13/16" ϕ hole										8	
28														
29	16	16	Standard Beveled Washers - 1 1/16" ϕ hole - For turned bolts.										3	
30														
31														
32														
33														
34														
35														
36														
37														
38														
39														
40														
41														
42														
43														
44														
45														
46														

Shipments 2463

FIELD RIVETS AND BOLTS FOR DIV. 3

DATE | NAME FBM | DATE / 19 | DRAWINGS TRENTON | FABRICATION AMBRIDGE | ORDER No. Q4150 | PAGE No. C301

NAME OF STRUCTURE: BANGOR-BREWER BRIDGE PENOBSCOT RIVER, ME.

C2-23

DTI
FIELD RIVETS AND BOLTS

AMERICAN BRIDGE COMPANY

LINE NO.	ACTUAL NUMBER REQ'D.	NO. SHIPPED	DIAM.	RIVETS		BOLTS: LENGTH UNDER HEAD	HEAD	NUT	WASHER	TYPE OF BOLT	GRIP		CALCULATED WEIGHT TOTAL	SHIPMENTS
1	8	19	7/8	4 3/8							3 3/8		19	
2	12	25		4 3/8							2 13/16		25	
3	28	44		4 3/8							2 7/16		41	
4	90	115		4 1/4							2 1/2		108	
5	61	80		4							2 3/16		70	
6	48	65		3 3/8							2 1/16		55	
7	8	19		3 3/4							2		16	
8	4	15		3 5/8							1 7/8		12	
9	8	19		3 1/2							1 3/4		15	
10	9	20		3 1/4							1 5/8		15	
11	64	85		3 1/8							1 1/2		161	
12	4	15		2 7/8							1 7/16		10	
13	56	75		2 3/4							1 3/32		50	
14	34	50		2 5/8							1 1/16		32	
15	6	17		2 4							1/16		10	
16	15	28		2 8							5/8		15	
17														
18														
19														
20														
21														
22														
23														
24														
25														
26														
27														
28														
29														
30														
31														
32			D. MT CHAPIS.											
33														
34														
35														
36														
37														
38														
39														
40														
41														
42														
43														
44														
45														
46													SEE	

FIELD RIVETS AND BOLTS DIV 2 LATERAL PLATES TO GIRDERS

DATE | NAME FEL | DATE 5/14 19 54 | DRAWINGS TRENTON | FABRICATION AMBRIDGE | MPEWS | ORDER No. Q4150 | PAGE No. C203

NAME OF STRUCTURE: BANGOR-BREWER BRIDGE BANGOR, MAINE

C2-23

0 1 2 3 4 5 INCHES

072 REV. 5-48

FIELD RIVETS AND BOLTS

AMERICAN BRIDGE COMPANY

UNITED STATES STEEL CORPORATION SUBSIDIARY

LINE NO.	ACTUAL NUMBER REQ'D.	NO. SHIPPED	DIAM.	RIVETS	BOLTS: LENGTH UNDER HEAD	HEAD	NUT	WASHER	TYPE OF BOLT	GRIP		CALCULATED WEIGHT TOTAL	SHIPMENTS
1													
2													
3	8	11	7/8	6 4/4						4 4/4		114	
4	232	277		5 1/2						3 5/8		3 13	
5	4	6		5 3/8						3 7/16		7	
6	4	6		5 1/4						3 5/16		6	
7	16	23		4 7/8						3		23	
8	97	122		4 5/8						2 13/16		1 20	
9	18	25		4 1/2						2 3/4		24	
10	274	325		4 3/8						2 9/16		3 02	
11	76	98		4 1/4						2 1/2		39	
12	241	288		4 1/8						2 3/8		2 56	
13	20	27		4						2 1/4		23	
14	35	45		3 5/8						1 13/16		36	
15	63	75		3 1/2						1 3/4		59	
16	166	200		3 1/4						1 9/16		1 48	
17	90	114		3 1/8						1 1/2		82	
18	60	70		2 3/4						1 3/16		46	
19	878	1020		2 5/8						1 1/16 1 1/8		6 53	
20	242	288		2 1/2						1 1/2 1 5/16		1 79	
21	490	574		2 3/8						1 3/16 1 7/8		3 39	
22	780	217		2 1/4						3/4 11/16		1 24	
23	216	260		2 1/8						5/8		1 43	
24	24	32		3 3/4						2		27	
25													
26													
27													
28													
29	4	6	3/4		3	Hex.	Hex.	Bev	Ordinary	2 1/2		4	
30	24	30	3/4		2 3/4	Hex.	Hex	Bev.	"	1 3/4		18	
31													
32													
33													
34	28	36		Standard Beveled Washers - 13/16" Hole								8	
35													
36	16	16		Standard Beveled Washers - 1 1/16" Hole - for turned bolts								3	
37													
38													
39													
40													
41													
42													
43													
44													
45													
46										Sub Total		3046	

FIELD RIVETS AND BOLTS — Div. 4

DATE / NAME: Edm — DATE 19 — DRAWINGS: Trenton — FABRICATION: Ambridge — ORDER No. Q4150 — PAGE No. C401

NAME OF STRUCTURE: BANGOR-BREWER BRIDGE PENOBSCOT RIVER, ME

072

FIELD RIVETS AND BOLTS

AMERICAN BRIDGE COMPANY

LINE NO.	ACTUAL NUMBER REQ'D.	NO. SHIPPED	DIAM.	RIVETS	BOLTS: LENGTH UNDER HEAD	HEAD	NUT	WASHER	TYPE OF BOLT	GRIP		CALCULATED WEIGHT TOTAL	SHIPMENTS
1	8	20	7/8	4 3/4						3 1/2		20	
2	22	36		3 5/8						2 7/16		31	
3	147	180		3 3/4						1 15/16-2		1 49	
4	16	30		3 1/2						1 3/4		24	
5	100	125		3 1/4						1 5/8		93	
6	33	50		3 1/8						1 1/2		36	
7	32	50		2 3/4						1 3/16		30	
8	28	45		2 5/8						1 1/16		29	
9	6	16		2 1/4						1 1/16		9	
10	18	32		2 1/8						5/8		12	
11													
12													
13													
14													
15													
16													
17													
18													
19													
20													
21													
22													
23													
24													
25													
26													
27													
28													
29													
30													
31													
32													
33													
34													
35													
36				Do Not Charge									
37													
38													
39													
40													
41													
42													
43													
44													
45													
46										Sub Total		442	

FIELD RIVETS AND BOLTS — Div 3 - Lateral Rates to Girders

DATE / NAME: FEL — DATE 5/14 19 59 — DRAWINGS: Trenton — FABRICATION: Ambridge — MARKS — ORDER No. Q4150 — PAGE No. C304

NAME OF STRUCTURE: BANGOR-BREWER BRIDGE BANGOR, MAINE

072 REV. 5-48

FIELD RIVETS AND BOLTS

AMERICAN BRIDGE COMPANY

UNITED STATES STEEL CORPORATION SUBSIDIARY

LINE NO.	ACTUAL NUMBER REQ'D.	NO. SHIPPED	DIAM.	RIVETS	BOLTS: LENGTH UNDER HEAD	HEAD	NUT	WASHER	TYPE OF BOLT	GRIP	GRIP NO.		CALCULATED WEIGHT TOTAL	SHIPMENTS
1														
2	8	11	7/8											
3	64	72	7/8		3 3/8	Button	Hex		Dardelet Rivet	2 1/16	10	(SR	13	
4					2 5/8	↓	↓		↓	1 7/16	6	(S.R	74	
5	72	83	Washers	2 1/2" φ	× 1/4"	Hole -	1 1/16" φ	Hole						
6	144	166	"	2 1/2" φ	× 3/8"	Hole -	1 1/16" φ	Hole					23	
7													23	
8														
9														
10														
11														
12														
13														
14														
15														
16														
17														
18														
19														
20														
21														
22														
23														
24														
25														
26														
27														
28														
29														
30														
31														
32														
33														
34														
35														
36														
37														
38														
39														
40														
41														
42														
43														
44														
45														
46										Sub Total			133	

X Rev 3-26-54

~~FIELD RIVETS AND BOLTS~~ — Dardelet Rivet Bolts

DATE / NAME: EBM — DATE 19 — DRAWINGS: Trenton — FABRICATION: Ambridge — ORDER No. Q4150 — PAGE No. C303

NAME OF STRUCTURE: BANGOR-BREWER BRIDGE PENOBSCOT RIVER, ME.

0 1 2 3 4 5 INCHES

072 REV. 5-55
FIELD RIVETS AND BOLTS

AMERICAN BRIDGE COMPANY

UNITED STATES STEEL CORPORATION SUBSIDIARY

LINE NO.	ACTUAL NUMBER REQ'D.	NO. SHIPPED	DIAM.	RIVETS		BOLTS: LENGTH UNDER HEAD	HEAD	NUT	WASHER	TYPE OF BOLT	GRIP		CALCULATED WEIGHT TOTAL	SHIPMENTS
1														
2											2 15/16		91	
3	40	50	7/8	4 7/8							2 7/8		17	
4	12	17		4 3/8							2 1/2		12	
5	10	13		4 1/4							1 15/16		37	
6	36	46		3 5/8							1 5/8		70	
7	80	95		3 1/4							1 7/16		111	
8	12	17		2 3/4							1 1/8		39	
9	180	217		2 3/4							1 15/16		47	
10	60	75		2 1/2							1 3/8		362	
11	526	614		2 3/4							1 1/16, 3/4		101	
12	146	177		2 1/4							5/8		19	
13	180	217		2 1/8							2 1/4		36	
14	32	42		3 1/8							2		85	
15	32	42		3 3/4										
16														
17														
18														
19	20	25	3/4			2 3/4	Hex	Hex	Bev.	Ordinary	1 3/4		15	
20														
21														
22														
23	20	25		Standard Beveled Washers - 13/16" ϕ Hole									4	
24														
25														
26														
27														
28														
29														
30														
31														
32														
33														
34														
35														
36														
37														
38														
39														
40														
41														
42														
43														
44														
45														
46														
											Sh. To Tal		1058	

FIELD RIVETS AND BOLTS — Div. 5

DATE / BY EBM — DATE / 19 — DRAWINGS Trenton — FABRICATION Ambridge — Marks — ORDER No. Q4150 — PAGE No. C501

NAME OF STRUCTURE: BANGOR-BREWER BRIDGE PENOBSCOT RIVER, ME.

073
FIELD RIVETS AND BOLTS

AMERICAN BRIDGE COMPANY

LINE NO.	ACTUAL NUMBER REQ'D.	NO. SHIPPED	DIAM.	RIVETS		BOLTS: LENGTH UNDER HEAD	HEAD	NUT	WASHER	TYPE OF BOLT	GRIP		CALCULATED WEIGHT TOTAL	SHIPMENTS
1	8	20	7/8	4 3/8							3 5/8		20	
2	12	24		4 5/8							2 1/2		24	
3	28	43		4 3/8							2 1/16		40	
4	100	125		4 1/4							2 7/16		114	
5	61	81		4							2 1/16		70	
6	48	66		3 1/8							2 1/16		56	
7	8	20		3 3/4							2		17	
8	4	15		3 5/8							1 1/8		12	
9	8	20		3 1/2							1 3/4		16	
10	9	21		3 1/4							1 3/8		16	
11	64	85		3 1/8							1 1/2		61	
12	4	15		2 7/8							1 5/16		10	
13	56	75		2 3/4							1 3/16		50	
14	34	50		2 5/8							1 1/16		32	
15	6	17		2 1/4							11/16		10	
16	15	30		2 1/8							5/8		17	
17														
18														
19														
20														
21														
22														
23														
24														
25														
26														
27														
28														
29														
30														
31														
32														
33														
34														
35														
36														
37														
38														
39														
40														
41														
42														
43														
44														
45														
46														
											Sh. To Tal		565	

Do Not Charge

FIELD RIVETS AND BOLTS — Div 4 - Lateral Plates to Girders

DATE / BY FEL — DATE 5/17 / 19 58 — DRAWINGS Trenton — FABRICATION Ambridge — Marks — ORDER No. Q4150 — PAGE No. C403

NAME OF STRUCTURE: BANGOR-BREWER BRIDGE BANGOR, MAINE

PAAM 0-551
TURNED BOLTS

AMERICAN BRIDGE COMPANY

SPECIFY UNDER DI
LDF = LIGHT DRIVE FIT
DF = DRIVE FIT
OF = ORDINARY FIT (HOLE DIAMETER MINUS 1/32")

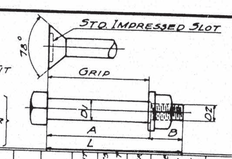

STANDARD WASHERS	PLATE	LOCK	BEVEL
TYPE	X	V	P
DIMENSION A	GRIP + 1/16 or 3/8	GRIP - 1/16 or 1/8	

FOR AMBRIDGE FABRICATION FOR ORDINARY FIT TURNED BOLTS REDUCE DIMENSION A 1/8

NO. REQD.	TYPE OF HEAD	SIZE OF REAMED HOLE	DI	DZ	A	B	L	GRIP	TYPE OF NUT	NO. OF NUTS EACH BOLT	TYPE WASHER	NO. AND SIZE OF WASHER EACH BOLT	LOCATION	SHEET NO. MACH. CONT.	SHEET NO. STRUCTURE	CALCULATED WEIGHT TOTAL	SHIPMENTS
6	Hex	15/16	DF	7/8	6 3/4	1 1/4	8	6 3/8	Hex	1	X	1-2 1/2 × 3/8					
8	Hex	15/16	DF	7/8	6 3/8	1 3/4	7 1/4	6 1/4	Hex	1	X	1-2 1/2 × 3/8	Girs to Pedestal			16	
2	Hex	15/16	DF	7/8	6	1 1/4	7 1/4	5 7/8	Hex	1	X	1-2 1/2 × 3/8				21	
16	Hex	15/16	DF	7/8	5 7/8	1 3/8	7 1/4	5 3/4	Hex	1	X	1-2 1/2 × 3/8				5	
																40	
													Sh. To Tal			82	

TURNED BOLTS. DIV. 4

RIVETS X — HOLES X — DATE / BY EBM — DATE / 19 — DRAWINGS Trenton — FABRICATION Ambridge — ORDER No. Q4150 — SHEET No. C402

NAME OF STRUCTURE: BANGOR-BREWER BRIDGE PENOBSCOT RIVER, ME

0 1 2 3 4 5 INCHES

ERECTORS LIST
FIELD RIVETS AND BOLTS
AMERICAN BRIDGE
DIVISION
UNITED STATES STEEL COMPANY

Line No.	No. Pcs.	Diam.	Rivets (button head)	Rivets (countersunk)	Bolts: Length Under Head	Head	Nut	Washer	Type of Bolt	Grip	Thickness of Material Connected	Location
2	12	7/8	2 3/8							13/16	7/16 3/8	D2 to CF4, CF6
3	20	7/8	2 1/2							1	5/8 3/8	D3 to CF6
4	32	7/8	2 3/8							7/8	1/2 3/8	D1 to CF4
5	4	7/8	2 3/8							13/16	7/16 3/8	D2 to S30
6	8	7/8	2 3/8							7/8	7/16 7/16	D2 to S26, S27
9	8	3/4			3	Hex	Hex	Bev.	Ordinary	2 1/8	5/16 5/8 7/16 3/8 3/8	Fascia [to BR1, BR8, BR6 R/L BR7 R/L, BR9 R/L
10	20	3/4			2 3/4	"	"	"	"	1 3/4	5/16 5/8 7/16 3/8	" " " BR2 R/L
11								Bev.-Under Hd. Flat - " Nut				
12	2	DF			7 1/2	Hex	Hex	Bev. Flat	Turned	6 1/8	5/16 3/4 2 3/8 2 11/16	Gir. to Pedestal @ Piers
13	2				7 1/4	"	"	"	"	5 3/4	5/16 3/4 2 3/8 2 5/16	" " " " "
14	6				8	"	"	"	"	6 1/2	5/16 3/8 3/4 2 3/8 2 11/16	Gir. to Pedestal @ Piers
15	6				7 1/2	"	"	"	"	6 1/8	5/16 3/8 3/4 2 3/8 2 5/16	" " " " "
16	16	↓			6 3/4	"	"	Flat	"	5 1/4	3/4 2 3/8 2 1/8	" " " " "
18	16	DF			3 3/4	Hex	Hex	Flat	Turned	2 1/4	3/4 1/2	Gir. to Pedestal @ Abuts.
22					— Field Splice —							
23	6	7/8	3 7/8							2 1/16	5/16 3/4 7/16 9/16	S6 R/L (Div 2) S22 R/L (Div.4) to Gir.
24	363	7/8	3 1/2							1 3/4	3/4 7/16 9/16	Cov. Pls to Flg. Ls
25	15	7/8	3 7/8							2 1/16	5/16 3/4 7/16 9/16	Cov. Pls to Flg Ls to Gus. Pl.
26	192	7/8	5 1/4							3 3/8	3/4 3/4 3/8 3/4 3/4	Spl. Pls to Flg. Ls to Web
28	8	7/8	6							4	5/16 3/4 3/4 3/8 3/4 3/4 5/16	" " " " " to stiff Ls
30	72	7/8	3 1/2							1 3/4	5/16 3/8 3/8 3/8 5/16	Stiff. to Spl. pls. to web
31	288	7/8	2 5/8							1 1/8	3/8 3/8 3/8	Spl. Pls. to Web
33					— Rivets for Holes used by Erection Hitch —							
35	48	7/8	3 1/4							1 5/8	7/16 7/16 3/4	} G1A to G4A, G1E to G4E
36	40	7/8	3 1/2							1 3/4	9/16 7/16 3/4	

FIELD RIVETS AND BOLTS
For One Div. - Divs 1 & 3
Name: EBM | Revisions: F E D C B X | Drawings: Trenton | Fabrication: Amb. | In Charge of: Marks | Order No. Q4150 | Sheet No. EF102
Name of Structure: Bangor-Brewer Bridge Penobscot River, Me.

ERECTORS LIST
FIELD RIVETS AND BOLTS
AMERICAN BRIDGE
DIVISION
UNITED STATES STEEL COMPANY

Line No.	No. Pcs.	Diam.	Rivets (button head)	Rivets (countersunk)	Bolts: Length Under Head	Head	Nut	Washer	Type of Bolt	Grip	Thickness of Material Connected	Location
1	40	7/8	4 3/8							2 5/8	3/8 3/4 3/8 3/4 3/8	Sdk. Brkt. & Cr. Fr. Conn. L to Gir at Pier
2	12	7/8	4							2 1/4	3/8 3/4 3/8 3/4	Sdk. Brkt. conn. L to Gir.
3	96	7/8	3 1/8							1 1/2	3/8 3/4 3/8	" " " " " "
4	4	7/8	5							3 1/16	5/8 13/16 7/8 3/4	BR6 R/L (Div 3) BR1 & 8 (Div 1) to Gir. Flg
5	4	7/8	4 7/8							2 15/16	5/8 11/16 7/8 3/4	" " " " " " "
6	40	7/8	3 7/8							2 1/16	7/16 7/16 7/16 3/4	BR2 R/L (Div.1), BR5 R/L (Div 3) " " "
7	4	7/8	4 5/8							2 7/8	7/16 13/16 7/16 7/16 3/4	BR7 R/L (Div.1), BR9 R/L (Div.3) " " "
8	4	7/8	4 1/2							2 3/4	7/16 11/16 7/16 7/16 3/4	" " " " " " "
9	12	7/8	2 5/8							1 1/16	5/16 3/4	Fascia Struts to Gir. Flg
10	36	7/8	3 3/4							1 15/16	5/16 7/16 7/16 3/4	" " " " "
11	6	7/8	3 7/8							2 1/16	5/16 9/16 7/16 3/4	" " " " "
12	18	7/8	3 1/8							1 1/2	5/16 7/16 3/4	" " " " "
14	192	7/8	2 3/8							13/16	5/16 1/2	D6 to Girs
15	120	7/8	2 3/8							7/8	5/16 9/16	D7, D8, D9, D10 to Girs. G2 A/E, G3 A/E, G4 A/E
16	24	7/8	2 1/2							15/16	3/8 9/16	D8, D9 to G1 A/E
17	36	7/8	2 1/4							3/4	5/16 7/16	CF1, CF2 to Gir. Flg.
18	190	7/8	2 1/4							11/16	5/16 1/2	CF3 R/L, CF5, CF9 R/L, CF11 to CF16 incl. to Gir. Flg
20	16	7/8	2 5/8							1 1/16	7/16 5/8	BR6 (Div.1) BR1 & 8 (Div 3) } to Cross Frames
21	60	7/8	2 1/2							15/16	1/2 7/16	BR2 (Div.1) BR5 (Div.3) } " " "
22	12	7/8	2 1/4							3/4	7/16 5/16	BR7 (Div.1) BR9 (Div.3) } " " "
24	29	7/8	3 3/4							2	3/4 7/8 3/8	S26, S27 to Gir.
25	29	7/8	3 5/8							1 7/8	3/4 3/4 3/8	" " " "
26	10	7/8	3 5/8							1 13/16	9/16 7/8 3/8	S30 " "
27	10	7/8	3 1/2							1 11/16	9/16 3/4 3/8	S30 " "
29	36	7/8	3 1/8							1 1/2	3/8 3/8 3/4	BR1, BR6, BR8 to Gir Stiff.
30	180	7/8	2 5/8							1 1/8	3/8 3/8 3/8	BR2 (Div.1) BR5 (Div.3) " " "
31	36	7/8	3 1/8							1 1/2	3/8 3/8 3/4	BR7 (Div1) BR9 (Div3) " " "
33	78	7/8	2 5/8							1 1/16	5/16 3/4	CF1 R/L, CF2 to Gir. Stiff.
34	130	7/8	2 1/4							11/16	5/16 3/8	CF3 R/L, CF9 R/L CF11 to CF14 incl to Ext. Girs
35	180	7/8	2 1/4							11/16	5/16 3/8	" ", CF5, CF11 to CF16 incl. to Int. Girs
36	80	7/8	3 1/8							1 1/2	3/8 3/8 3/4	CF4, CF6 to Gir.
38	32	7/8	2 1/2							15/16	7/16 1/2	D1 to Gir
39	20	7/8	2 5/8							1 1/16	7/16 5/8	D3 to Gir
40	10	7/8	2 3/8							13/16	7/16 3/8	S30 to Gir
41	16	7/8	2 3/8							7/8	7/16 7/16	S26, S27 to Gir

FIELD RIVETS AND BOLTS
For one Div. - Divs. 1 & 3
Name: EBM | Revisions: F E D C B X | Drawings: Trenton | Fabrication: Ambridge | In Charge of: Marks | Order No. Q4150 | Sheet No. EF101
Name of Structure: Bangor-Brewer Bridge, Penobscot River, Me.

D71
FIELD RIVETS AND BOLTS
AMERICAN BRIDGE COMPANY

Line No.	Actual Number Req'd.	No. Shipped	Diam.	Rivets (button head)	Rivets (countersunk)	Bolts: Length Under Head	Head	Nut	Washer	Type of Bolt	Grip		Calculated Weight Total	Shipments
1	20	35	7/8	4 1/2							2 3/4		34	
2	16	30		4 3/8							2 9/16		28	
3	16	30		4 1/4							2 7/16		27	
4	76	100		4 1/8							2 5/16		89	
5	40	57		3 7/8							2 1/8		48	
6	40	57		3 3/4							2		47	
7	16	30		3 5/8							1 13/16		24	
8	64	85		3 1/8							1 1/2		61	
9	48	66		2 3/4							1 3/16		44	
10	21	35	↓	2 1/8							5/8		19	
												Total	421	

Do Not Charge.

FIELD RIVETS AND BOLTS
Div 5 - Lateral Plates to Girders
Name: FEL | Date: 5/17 1954 | Drawings: Trenton | Fabrication: Ambridge | Marks | Order No. Q4150 | Page No. C502
Name of Structure: Bangor - Brewer Bridge, Bangor, Maine

ERECTORS LIST
FIELD RIVETS AND BOLTS
AMERICAN BRIDGE
DIVISION
UNITED STATES STEEL COMPANY

LINE NO.	NO. PCS.	DIAM.	RIVETS	BOLTS: LENGTH UNDER HEAD	HEAD	NUT	WASHER	TYPE OF BOLT	GRIP	THICKNESS OF MATERIAL CONNECTED	LOCATION
1											
2	8	7/8	4						24	3/4 3/8 3/4 3/8	Sdwk. Brkt. conn. L to Gir
3	4	7/8	4 1/4						2 1/2	7/8 3/8 7/8 3/8	" " " " "
4	64	7/8	3 1/8						1 1/2	3/8 3/4 3/8 5/8	" " " " "
5	32	7/8	3 1/4						1 5/8	3/8 7/8 3/8 5/8	" " " " "
6	40	7/8	4 5/8						2 1/8	3/8 7/8 3/8 5/8 5/8	" " " " " at Pier
7											
8											
9	32	7/8	4 5/8						2 15/16	7/16 3/4 7/16 7/16 3/4	Sdwk Brkt. to Gir. Flg.
10	8	7/8	4 7/8						2 15/16	7/16 1/2 5/8 7/8	" " " " "
11	8	7/8	4 7/8						3	7/16 7/16 1/2 5/8 7/8	" " " " " At Field Spl.
12	4	7/8	5 3/8						3 7/16	7/16 9/16 7/16 1/2 5/8 7/8	BR7E (Div.2) BR7E (Div.2) to Gir. flg.
13	4	7/8	5 1/4						3 5/16	7/16 7/16 1/2 5/8 7/8	" " " "
14											
15											
16	16	7/8	2 5/8						1 1/16	5/16 3/4	S3E, S7E, S8E (Div. 2) S13E S14E, S15E (Div. 4) to Gir
17	26	7/8	3 1/8						1 2	5/16 3/4 7/16	Sdwk. Struts to Gir
18	6	7/8	4 1/8						2 3/8	5/16 7/8 5/8 9/16	" " " "
19	6	7/8	3 5/8						1 13/16	5/16 7/8 5/8	" " " "
20	18	7/8	4 1/2						2 3/4	5/16 7/8 5/8 1/2 7/16	" " " "
21	6	7/8	4 1/8						2 5/16	5/16 7/8 5/8 1/2	" " " "
22	6	7/8	4 3/8						2 8	5/16 7/8 5/8 1/2 9/16	" " " " At field Spl.
23											
24											
25	192	7/8	2 3/8						13/16	5/16 1/2	D11, D12 to Gir
26	60	7/8	2 1/2						15/16	5/16 5/8	D13 " Gir
27	56	7/8	2 1/2						1	5/16 11/16	D14 " "
28	14	7/8	2 1/2						1	5/16 11/16	D15 " Int. Gir.
29	14	7/8	2 5/8						1 7/16	3/8 11/16	D15 " Ext. "
30	16	7/8	2 3/8						1 3/8	3/8 3/4	D16 " " "
31	16	7/8	2 5/8						1 9/16	5/16 3/4	D16 " Int. Gir.
32	64	7/8	2 3/8						1 11/16	5/16 3/4	D17 " Girs.
33	190	7/8	2 3/8						13/16	5/16 1/2	CF3R, CF5, CF9R, CF11, CF13, CF15 to Gir. Flg
34	38	7/8	2 3/8						13/16	5/16 1/2	CF10R, CF5, CF7R, CF16 " " "
35											
36											
37	60	7/8	2 1/2						15/16	7/16 1/2	BR2E (Div.2) Cr. Frames
38	12	7/8	2 3/8						1 1/16	7/16 1/2 1/8	BD3E (Div.4) BR4E (Div.2) " "
39	12	7/8	2 3/8						1 3/16	7/16 5/16 7/16	BR7E (Div.2) BR7E (Div.4) " "
40											
41											
42	29	7/8	3 1/2						1 3/4	3/8 5/8 3/4	S28, S29 to Gir. flgs.
43	29	7/8	3 5/8						1 7/8	3/8 5/8 3/4	" " " "
44	10	7/8	3 1/4						1 9/16	3/8 5/8 9/16	S16 " " "
45	10	7/8	3 1/2						1 11/16	3/8 3/4 9/16	" " " "
46											

FIELD RIVETS AND BOLTS
For one Div. — Divs. 2 & 4
NAME: EBM DATE:
REVISIONS
DRAWINGS: Trenton
FABRICATION: Ambridge
IN CHARGE OF: MARKS
ORDER No.: Q4150
SHEET No. EF201
NAME OF STRUCTURE: BANGOR-BREWER BRIDGE PENOBSCOT RIVER, ME.

ERECTORS LIST
FIELD RIVETS AND BOLTS
AMERICAN BRIDGE
DIVISION
UNITED STATES STEEL COMPANY

LINE NO.	NO. PCS.	DIAM.	RIVETS	BOLTS: LENGTH UNDER HEAD	HEAD	NUT	WASHER	TYPE OF BOLT	GRIP	THICKNESS OF MATERIAL CONNECTED	LOCATION
1	3	7/8	3 3/8						1 1/2	3/4 5/16 7/16	hk101 G4A to G4A
2	9		3 3/8						2 1/16	3/4 5/16 7/16 9/16	" " "
3											
4											Field Rivets Bott Flg.
5	12		3 1/4						1 5/8	3/8 7/16 7/16	G1A
6	12		3 1/4						1 5/8		G3A
7	12		3 1/4						1 5/8		G4A
8											Field Rivets Top Flg.
9	32		2 3/4						1 3/16	3/4 7/16	All girders
10	64		3 1/4						1 3/8	3/4 7/16 7/16	
11	16		3 1/2						1 3/4	3/4 7/16 9/16	
12											
13											
14											
15											
16											
17											
18											
19											
20											
21											
22											
23											
24											
25											
26											
27											
28											
29											
30											
31											
32											
33											
34											
35											
36											
37											
38											
39											
40											
41											
42											
43											
44											
45											
46											

FIELD RIVETS AND BOLTS
Div. 1 - Lat. Pls to Gdrs
NAME: FEL DATE: 5-13-54
REVISIONS
DRAWINGS: Trenton
FABRICATION: Ambridge
IN CHARGE OF: MARKS
ORDER No.: Q4150
SHEET No. EF104
NAME OF STRUCTURE: BANGOR - BREWER BRIDGE BANGOR, MAINE

ERECTORS LIST
FIELD RIVETS AND BOLTS
AMERICAN BRIDGE
DIVISION
UNITED STATES STEEL COMPANY

LINE NO.	NO. PCS.	DIAM.	RIVETS	BOLTS: LENGTH UNDER HEAD	HEAD	NUT	WASHER	TYPE OF BOLT	GRIP	THICKNESS OF MATERIAL CONNECTED	LOCATION
1	6	7/8	2 5/8						1 1/16	3/4 5/16	pa101G2A to G2A
2	8		2 5/8						1 1/16		pt101G2A " "
3	7		3 1/8						1 1/2	3/4 5/16 7/16	pd101G2A " "
4	12		3 3/4						1 15/16	3/4 5/16 7/16 7/16	" " "
5	8		3 3/4						1 15/16		ph101G2A " "
6	8		3 3/4						1 15/16		pp101G2A " "
7	5		3 3/4						1 15/16		pg101G2A " "
8	3		3 1/8						2 1/16	3/4 5/16 7/16 9/16	" " "
9	6		3 1/8						1 1/2	3/4 5/16 7/16	hb101RG2A " "
10	12		3 3/4						1 15/16	3/4 5/16 7/16 7/16	pba101G2A " "
11	13		3 3/4						1 15/16		pck101G2A " "
12	10		3 3/4						2	3/4 3/8 7/16 7/16	hh101RG2A " "
13	2		4 3/4						3 1/2	3/4 3/8 7/16 3/4 3/4	" " "
14	6		3 3/4						2		hp101LG2A " "
15	2		4 3/4						3 1/2		" " "
16	12		3 3/4						1 13/16	3/4 5/16 7/16 7/16	pbm G2A " "
17	12		3 3/4						1 1/16		pbn G2A " "
18	6		3 1/8						2 1/16	3/4 5/16 7/16 9/16	hm101RG2A " "
19	9		3 3/4						1 15/16	7/16 3/4 3/4	kg101G2A " "
20	10		3 3/4						2	3/4 3/8 7/16 7/16	hg101G1A to G1A
21	2		4 3/4						3 1/2	3/4 3/8 3/8 7/16 7/16 3/4 3/4	" " "
22	6		2 5/8						1 1/16	3/4 5/16	pa101G3A to G2A
23	8		2 5/8						1 1/16		pc101G3A " "
24	7		3 1/8						1 1/2	3/4 5/16 7/16	pd101G3A " "
25	11		3 3/4						1 15/16	3/4 5/16 7/16 7/16	" " "
26	8		3 3/4						1 15/16	3/4 5/16 7/16 7/16	pk101G3A " "
27	8		3 3/4						1 15/16		pm101G3A " "
28	8		3 7/8						2 1/16	3/4 5/16 7/16 9/16	pbb101G3A " "
29	6		3 1/8						1 1/2	3/4 5/16 7/16	hb101LG3A " "
30	5		3 1/8						1 1/2	3/4 5/16 7/16	pbd101-G3A " "
31	7		3 3/4						1 15/16	3/4 5/16 7/16 7/16	" " "
32	7		3 1/8						1 1/2		pbf101G3A " "
33	6		3 3/4						1 15/16		" " "
34	6		3 3/4						2	3/4 3/8 7/16 7/16	hp101RG3A " "
35	2		4 3/4						3 1/2	3/4 3/8 3/16 7/16 3/4 3/4	" " "
36	10		3 1/2						2		hh101LG3A " "
37	2		4 3/4						3 1/2		" " "
38	12		2 1/8						1 1/2	3/4 5/16 7/16	pbt101G3A " "
39	12		3 1/8						1 1/2		pbp101G3A " "
40	6		3 1/8						2 1/16	3/4 5/16 7/16 9/16	hm101LG3A " "
41	9		3 3/4						1 1/16	7/16 3/4 3/4	kg101G3A " "
42	18		2 1/8						5/8	5/16 5/16	pea101G3A " "
43	6		2 1/4						1 1/16	3/8 5/16	" " "
44	11		3 1/8						1 1/2	3/4 5/16 7/16	hc101RG4A to G4A
45	10		3 3/4						2	3/4 3/8 3/16 7/16	hh101RG4A to G4A
46	2		4 3/4						3 1/2	3/4 3/8 7/16 7/16 3/4 3/4	" " "

FIELD RIVETS AND BOLTS
Div 1 - Lat. Pls to Gdrs
NAME: FEL DATE: 5-13-54
REVISIONS
DRAWINGS: Trenton
FABRICATION: Amb.
IN CHARGE OF: MARKS
ORDER No.: Q4150
SHEET No. EF103
NAME OF STRUCTURE: BANGOR-BREWER BRIDGE BANGOR, MAINE

0 1 2 3 4 5 INCHES

ERECTORS LIST
FIELD RIVETS AND BOLTS
AMERICAN BRIDGE
DIVISION
UNITED STATES STEEL COMPANY

LINE NO.	NO. PCS.	DIAM.	RIVETS	BOLTS: LENGTH UNDER HEAD	HEAD	NUT	WASHER	TYPE OF BOLT	GRIP	THICKNESS OF MATERIAL CONNECTED	LOCATION
1	4	7/8	3 1/8						1 1/2	7/8 5/8	Field Rivets Top Flg G1B, G4B
2	8		3 3/4						2	7/8 5/8 1/2	"
3	16		4 1/4						2 7/16	7/8 5/8 1/2 7/16	"
4	28		2 3/4						1 3/16	3/4 7/16	Field Rivets Top Flg G2B, G3B
5	4		3 5/8						1 3/8	3/8 7/16 9/16	"
6	4		2 7/8						1 5/16	7/8 7/16	"
7	8		3 1/2						1 3/8	7/8 7/16 7/16	"
8	16		4						2 3/16	7/8 7/16 7/16 7/16	"
9											
10											
11											
12											
13											
14											
15											
16											
17											
18											
19											
20											
21											
22											
23											
24											
25											

FIELD RIVETS AND BOLTS
DIV 2 - LATERAL PLATES TO GIRDER
NAME: FEL DATE:
REVISIONS
DRAWINGS: TRENTON FABRICATION: AMBRIDGE
IN CHARGE OF: MARKS ORDER No. Q4150
SHEET No. EF204
NAME OF STRUCTURE: BANGOR - BREWER BRIDGE BANGOR, MAINE

ERECTORS LIST
FIELD RIVETS AND BOLTS
AMERICAN BRIDGE
DIVISION
UNITED STATES STEEL COMPANY

LINE NO.	NO. PCS.	DIAM.	RIVETS	BOLTS: LENGTH UNDER HEAD	HEAD	NUT	WASHER	TYPE OF BOLT	GRIP	THICKNESS OF MATERIAL CONNECTED	LOCATION
1											PLATES TO GIRDER G2B
2	8	7/8	2 5/8						1 1/16	3/4 5/16	pd 201 G2B
3	6		2 7/8						1 1/16	3/4 7/16	pf 201 G2B
4	12		3 1/8						1 1/2	3/4 5/16 7/16	"
5	8		2 5/8						1 1/16	3/4 5/16	pk 201 G2B
6	8		3 1/8						1 1/2	3/4 5/16 7/16	pt 201 G2B
7	8		3 1/8						1 1/2		pv 201 G2B
8	7		3 3/8						2 1/16	3/8 5/16 7/16 9/16	pbd 201 G2B
9	9		3 1/4						1 5/8	7/8 5/16 7/16	pag 201 G2B
10	3		4						2 3/16	7/8 5/16 7/16 9/16	"
11	6		3 3/8						2 1/16	7/8 5/16 7/16 9/16	hm 201 R G2B
12	6		3 3/8						2 1/16		hm 201 L G2B
13	14		4 1/4						2 1/2	7/8 5/16 7/16 7/16 7/16	pbk 201 G2B
14	12		4 3/8						2 9/16	7/8 3/8 7/16 7/16 7/16	hc 201 L G2B
15	2		4 3/8						3 5/8	7/8 3/8 7/16 7/16 9/16	"
16	8		4 3/8						2 9/16	7/8 3/8 7/16 7/16 7/16	hw 201 R G2B
17	2		4 3/8						3 5/8	7/8 3/8 7/16 7/16 7/16 11/16	"
18	4		4 1/4						2 1/2	7/8 5/16 7/16 7/16 7/16	pba 201 G2B
19	12		3 7/8						2 1/16	7/8 7/16 5/16 7/16	"
20	9		4						2 3/16	7/16 7/8 7/8	kg 201 G2B
21											PLATES TO GIRDER G3B
22	2		2 5/8						1 1/16	3/4 5/16	pa 201 G3B
23	6		2 5/8						1 1/16		pf 201 G3B
24	12		3 1/8						1 1/2	3/4 5/16 7/16	"
25	4		2 5/8						1 1/16	3/4 5/16	pm 201 G3B
26	4		3 1/8						1 1/2	3/4 5/16 7/16	"
27	8		3 1/8						1 1/2	3/4 5/16 7/16	pp 201 G3B
28	8		3 1/8						1 1/2	3/4 5/16 7/16	py 201 G3B
29	7		3 3/8						2 1/16	3/4 5/16 7/16 9/16	pbd 201 G3B
30	12		4						2 3/16	7/8 5/16 7/16 9/16	pac 201 G3B
31	6		3 3/8						2 1/16	7/8 5/16 7/16 7/16	hm 201 R G3B
32	14		4 1/4						2 1/2	7/8 5/16 7/16 7/16 7/16	pak 201 G3B
33	8		4 3/8						2 9/16	7/8 3/8 7/16 7/16 7/16	hw 201 L G3B
34	2		4 3/8						3 5/8	7/8 3/8 3/8 7/16 7/16 1/2 9/16	"
35	16		4 1/4						2 1/2	7/8 5/16 7/16 7/16	pau 201 G3B
36	9		4						2 3/16	7/16 7/8 7/8	kg 201 G3B
37	15		2 1/8						5/8	5/16 5/16	pca 101 G3B
38	6		2 4						11/16	3/8 5/16	"
39											PLATES TO GIRDER G4B
40	12		4 5/8						2 13/16	7/8 3/8 5/8 1/2 7/16	hb 201 G4B
41	2		4 7/8						3 5/8	7/8 3/8 3/8 5/8 1/2 7/16 13/16	"
42	24		4 4						2 3/16	7/8 5/8 1/2 7/16	Field Rivet Bot Flg G1B, G4B
43	12		4						2 3/16	7/8 5/8 7/16 7/16	Field Rivet Bot. Flg G2B
44	12		4 4						2 1/2	7/8 7/16 7/16 1/2 5/16	Field Rivet Bot Flg G3B
45	28		2 3/4						1 3/4	3/4 7/16	Field Rivet Top Flg G1B, G4B
46	4		3 1/8						2 3/16	7/8 7/16 3/16 9/16	"

FIELD RIVETS AND BOLTS
DIV 2 LATERAL PLATES TO GDR
NAME: FEL DATE:
REVISIONS
DRAWINGS: TRENTON FABRICATION: AMBRIDGE
IN CHARGE OF: MARKS ORDER No. Q4150
SHEET No. EF203
NAME OF STRUCTURE: BANGOR - BREWER BRIDGE BANGOR, MAINE

ERECTORS LIST
FIELD RIVETS AND BOLTS
AMERICAN BRIDGE
DIVISION
UNITED STATES STEEL COMPANY

LINE NO.	NO. PCS.	DIAM.	RIVETS	BOLTS: LENGTH UNDER HEAD	HEAD	NUT	WASHER	TYPE OF BOLT	GRIP	THICKNESS OF MATERIAL CONNECTED	LOCATION
1											
2	12	7/8	2 1/4						3/4	3/8 3/8	Ladder to Gir.
3	12	7/8	4						2 1/4	3/8 3/8 3/8 3/8 3/8 3/8	" " "
4											
5											
6	124	7/8	3 1/4						1 5/8	3/8 3/8 7/8	Sdwk Brkts. & Cr. Frs. to Gir. Stiffs & Pers
7	216	7/8	2 5/8						1 3/8	3/8 3/8 3/8	" " to Stiffs.
8	156	7/8	2 1/4						11/16	3/8 5/16	Cr. Frs. to Ext. Girs.
9	216	7/8	2 8						5/8	5/16 5/16	" " " Int. "
10											
11											
12	20	7/8	2 5/8						1 7/16	5/8 7/16	D3 to Gir
13	32	7/8	2 1/2						15/16	1/2 7/16	D1 " "
14	20	7/8	2 1/2						1	5/8 7/8	D3 " CF6
15	32	7/8	2 3/8						7/8	1/2 7/8	D1 " CF8
16	12	7/8	2 3/8						13/16	7/16 3/8	D2 " CF6, CF8
17	8	7/8	2 4						3/4	7/16 7/16	" " S28, S29
18	4	7/8	2 1/4						11/16	5/16 3/8	" " S16
19	16	7/8	2 3/8						7/8	7/16 7/16	S28, S29 to Gir Gus.
20	10	7/8	2 3/8						13/16	3/8 7/16	S16 " " "
21											
22				— Field Splice —							
23	225	7/8	4 1/4						2 5/16	9/16 7/16 7/16 7/8	Cov. Pls. to Flg. Ls } G2, G3
24	39	7/8	4 3/8						2 5/8	9/16 7/16 7/8 7/8 5/16	Spl. Pls. to Bot. Flg. Ls to Gus Pls. }
25	235	7/8	4 3/8						2 7/16	9/16 7/16 7/8 7/8	Cov. Pls. to Flg. Ls } G1, G4
26	19	7/8	4 3/8						2 9/16	9/16 7/16 5/8 7/8 5/16	" " " Bot. Flg. Ls to Gus Pls. }
27	232	7/8	5 1/2						3 5/8	3/4 7/8 7/8 7/8 3/4	Spl. Pls to Flg. Ls to web
28	4	7/8	4 1/4						2 5/16	1/2 5/8 5/8 5/16	Gus. Pls to G1
29	8	7/8	6 4						4 4	5/16 3/4 3/8 3/8 7/8 3/4 3/4	" " " " " " " to Stiffs.
30	504	7/8	2 5/8						1 1/8	3/8 3/8 3/8	Spl. Pls. to web
31	72	7/8	4 4						2 1/2	5/16 3/8 3/8 3/8 3/8 3/8 5/16	" " " " to Stiffs
32											
33											
34	4	3/4		3	Hex	Hex	Bev	Ordinary	2 1/8	5/16 3/8 7/16 3/8 3/8	Fascia E to BR7A (Div. 2) BR9A (Div. 4)
35	24	3/4		2 3/4	Hex	Hex	Bev	"	1 3/4	5/16 3/8 7/16 3/8	" " " BR4B, BR5B (Div. 2) BR4B, BR5B (Div. 4)
36											
37								(Bev.-Under Hd Flat-" NUT)			
38	6	DF		8	Hex	Hex	Bev Flat	Turned	6 5/8	5/16 3/8 7/8 7/8 3/8 7/16	Gir. to Pedestal @ Piers
39	6	DF		7 3/4	"	"	"	"	6 1/4	5/16 3/8 7/8 7/8 3/8 7/16	" " " "
40	2	DF		7 3/4	"	"	"	"	6 1/4	5/16 7/8 7/8 3/8 7/16	" " " "
41	2	DF		7 1/4	"	"	"	"	5 3/4	5/16 7/8 7/8 3/8 7/16	" " " "
42	16	DF		7 1/4	"	"	Flat	"	5 3/4	7/8 7/8 3/8 7/16	" " " "
43				— Rivets For Holes used by Erection Hitch —							
44	48	7/8	2 3/4						1 3/16	7/16 3/4	G1B to G4B, G1D to G4D
45	24	7/8	3 3/4						2 1/8	5/8 1/2	G1B & G4B, G1D & G4D
46	24	7/8	3 1/2						1 3/4	7/8 7/16 7/16	G2B & G3B, G2D & G3D

FIELD RIVETS AND BOLTS
FOR ONE DIV. — DIVS. 2 & 4
NAME: EBM DATE:
REVISIONS
DRAWINGS: Trenton FABRICATION: Ambridge
IN CHARGE OF: Marks ORDER No. Q4150
SHEET No. EF202
NAME OF STRUCTURE: BANGOR-BREWER BRIDGE PENOBSCOT RIVER, ME.

0 1 2 3 4 5 INCHES

ERECTORS LIST
FIELD RIVETS AND BOLTS
AMERICAN BRIDGE
DIVISION
UNITED STATES STEEL COMPANY

040

LINE NO.	NO. PCS.	DIAM.	RIVETS	BOLTS: LENGTH UNDER HEAD	HEAD	NUT	WASHER	TYPE OF BOLT	GRIP	THICKNESS OF MATERIAL CONNECTED	LOCATION
1											PLATES TO GIRDER G2D
2	8	7/8	2 5/8						1 1/16	3/4 5/16	pd 201 G2D
3	6		2 7/8						1 1/16	3/4 7/16	pf 201 G2D
4	12		3 1/8						1 1/2	3/4 5/16 7/16	"
5	8		2 5/8						1 1/16	3/4 5/16 7/16	pk 201 G2D
6	8		3 1/8						1 1/2	3/4 5/16 7/16	pt 201 G2D
7	8		3 1/8						2 1/16	3/4 5/16 7/16 9/16	pv 201 G2D
8	7		3 1/8						1 5/8	7/8 5/16 7/16	pbd 201 G2D
9	9		3 1/4						2 9/16	7/8 5/16 7/16 9/16	pag 201 G2D
10	3		4						2 1/16	7/8 5/16 7/16	"
11	6		3 3/8						2 1/16		hm 201R G2D
12	6		3 3/8						2 1/2	7/8 5/16 7/16 7/16	hm 201L G2D
13	14		4 1/4						2 9/16	7/8 3/8 7/16 9/16	pa G2D
14	8		4 3/8						3 5/8	7/8 3/8 7/16 7/16 9/16	hf R G2D
15	2		4 5/8						2 9/16		"
16	12		4 5/8						3 5/8		hc L G2D
17	2		4 3/8						2 1/2	7/8 5/16 7/16 7/16	"
18	4		4						2 9/16	7/8 5/16 7/16	ph G2D
19	12		3 3/8						2 1/16	7/8 7/16	"
20	9		4								kg 201 G2D
21											PLATES TO GIRDER G3D
22	2		2 5/8						1 1/16	3/4 5/16	pa 201 G3D
23	6		2 5/8						1 1/16		pf 201 G3D
24	12		3 3/8						1 1/2	3/4 5/16 7/16	"
25	4		2 5/8						1 1/16	3/4 5/16	pm 201 G3D
26	4		3 3/8						1 1/2	3/4 5/16 7/16	"
27	8		3 3/8						1 1/2		pp 201 G3D
28	8		3 3/8						1 1/2		pg 201 G3D
29	7		3 3/8						2 1/16	3/4 5/16 7/16 9/16	pbd 201 G3D
30	12		4						2 9/16	7/8 5/16 7/16 9/16	pac 201 G3D
31	6		3 3/8						2 1/16	7/8 5/16 7/16 9/16	hm 201L G3D
32	14		4 1/4						2 1/2	7/8 5/16 7/16 9/16 7/16	pd G3D
33	8		4 3/8						2 9/16	7/8 5/16 7/16 9/16	hf L G3D
34	2		4 3/8						3 5/8	7/8 5/16 7/16 9/16 2 9/16	"
35	16		4 1/4						2 1/2	7/8 5/16 7/16 9/16	pg G3D
36	9		4						2 9/16	7/16 7/8 7/8	kg 201 G3D
37	15		2 5/8						5/8	7/16 7/16	pca 101 G3D
38	6		2 1/4						11/16	3/8 5/16	"
39	12		4 5/8						2 13/16	7/8 3/8 5/8 1/2 7/16	hb G4D to GIRDER G4D
40	2		4 3/8						3 3/8	7/8 3/8 5/8 1/2 7/16 13/16	" "
41	24		4 1/4						2 7/8	7/8 5/8 1/2 7/16	Field Rivets Bott Flg G1D, G4D
42	12		4						2 13/16	7/8 5/16 7/16 7/16	Field Rivets Bott Flg G2D
43	12		4 1/4						2 1/2	7/8 7/16 7/16 7/16 5/16	Field Rivets Bott Flg G3D
44	28		2 3/4						1 3/4	3/4 7/16	Field Rivets Top Flg G1D, G4D
45	4		3 3/8						2 1/16	7/8 5/16 7/16 3/4 9/16	"
46	4		3 3/8						1 2/3	7/8 5/8	"

FIELD RIVETS AND BOLTS
DIV 4 - LATERAL PLATES TO GIRDERS

NAME: FEL DATE:

REVISIONS: EWDOBX

DRAWINGS: TRENTON
FABRICATION: AMBRIDGE
IN CHARGE OF: MARKS
ORDER No.: Q4150
SHEET No.: EF401

NAME OF STRUCTURE: BANGOR - BREWER BRIDGE
BANGOR, MAINE

ERECTORS LIST
FIELD RIVETS AND BOLTS
AMERICAN BRIDGE
DIVISION
UNITED STATES STEEL COMPANY

040

LINE NO.	NO. PCS.	DIAM.	RIVETS	BOLTS: LENGTH UNDER HEAD	HEAD	NUT	WASHER	TYPE OF BOLT	GRIP	THICKNESS OF MATERIAL CONNECTED	LOCATION
1											PLATES TO G2E
2	6	7/8	2 5/8						1 1/16	3/4 5/16	pa 101 G2E
3	8		2 7/8						1 1/16		pf 101 G2E
4	7		3 1/8						1 1/2	3/4 5/16 7/16	pd 101 G2E
5	11		3 3/4						1 15/16	3/4 5/16 7/16 7/16	"
6	8		3 3/4						1 15/16		ph 101 G2E
7	8		3 3/4						1 15/16		pp 101 G2E
8	5		3 3/4						1 15/16		py 101 G2E
9	3		3 7/8						2 1/16	3/4 5/16 7/16 9/16	"
10	6		3 1/8						1 1/2	3/4 5/16 7/16	hb 101L G2E
11	13		3 3/4						1 15/16	3/4 5/16 7/16 7/16	pf G2E
12	6		3 3/4						2	3/4 3/8 7/16 7/16	hp 101L G2E
13	2		4 3/4						3 1/2	3/4 3/8 7/16 7/16 3/4 3/4	"
14	10		3 3/4						2		hh 101R G2E
15	2		4 3/4						3 1/2		"
16	12		3 3/4						1 15/16	3/4 5/16 7/16 7/16	ph G2E
17	6		3 1/8						2 1/16	3/4 5/16 7/16 7/16	hm 101L G2E
18	9		3 3/4						1 15/16	7/16 3/4 3/4	kg 101 G2E
19											PLATES TO G3E
20	6		2 5/8						1 1/16	3/4 5/16	pa 101 G3E
21	8		2 5/8						1 1/16		pc 101 G3E
22	7		3 1/8						1 1/2	3/4 5/16 7/16	pd 101 G3E
23	11		3 3/4						1 15/16	3/4 5/16 7/16 7/16	"
24	8		3 3/4						1 15/16		pk 101 G3E
25	8		3 3/4						1 15/16		pm 101 G3E
26	8		3 7/8						2 1/16	3/4 5/16 7/16 9/16	pbb 101 G3E
27	6		3 1/8						1 1/2	3/4 5/16 7/16	hb 101R G3E
28	5		3 1/8						1 1/2		pb G3E
29	7		3 3/4						1 15/16	3/4 5/16 7/16 9/16	"
30	6		3 3/4						2	3/4 3/8 7/16 7/16	hp 101R G3E
31	2		4 3/4						3 1/2	3/4 3/8 7/16 7/16 3/4 3/4	"
32	10		3 3/4						2		hh 101L G3E
33	2		4 3/4						3 1/2		"
34	12		3 1/8						1 1/2	3/4 5/16 7/16	pk G3E
35	6		3 1/8						2 1/16	3/4 5/16 7/16 9/16	hm 101R G3E
36	9		3 3/4						1 15/16	7/16 3/4 3/4	kg 101 G3E
37	18		2 1/8						5/8	5/16 5/16	pca 101 G3E
38	6		2 1/4						11/16	3/8 5/16	"
39	36		3 4						1 5/8	3/4 7/16 7/16	Field Rivets Bot H Flg G1E, G3E, G4E
40	6		3 3/4						1 1/2	3/4 7/16 7/16 5/16	Field Rivets Bott Flg G2E
41	32		2 3/4						1 3/16	3/4 7/16	Field Rivets Top Flg All Girders
42	64		3 4						1 5/8	3/4 7/16 7/16	"
43	16		3 1/2						1 3/4	3/4 7/16 9/16	"
44											
45											
46											

FIELD RIVETS AND BOLTS
DIV 3 - LATERAL PLATES TO GIRDERS

NAME: FEL DATE:

REVISIONS: EWDOBX

DRAWINGS: TRENTON
FABRICATION: AMBRIDGE
IN CHARGE OF: MARKS
ORDER No.: Q4150
SHEET No.: EF302

NAME OF STRUCTURE: BANGOR - BREWER BRIDGE
BANGOR, MAINE

ERECTORS LIST
FIELD RIVETS AND BOLTS
AMERICAN BRIDGE
DIVISION
UNITED STATES STEEL COMPANY

040

LINE NO.	NO. PCS.	DIAM.	RIVETS	BOLTS: LENGTH UNDER HEAD	HEAD	NUT	WASHER	TYPE OF BOLT	GRIP	THICKNESS OF MATERIAL CONNECTED	LOCATION
1											
2											· Washer
3	8	7/8		3 3/4	Button	Hex		Dardelet-Rivet	2 1/16	7/8 5/8 1/2	ED3 to BRGE to CFIE #10
4	64	7/8		2 5/8					1 1/16	7/16 1/2	" " CFIE #6
5											
6								2-Wash.	2 1/4"	1/8" th. 1 1/16 hole	For use under nut of Dardelet Rivet Bolts as required to build up required grip.
7								1-Wash.	2 1/8"	1/8" th. 1 1/16 hole	
8											
9											
10											
11											
12											
13											
14											
15											
16											
17											
18											
19											
20											
21											
22											
23											
24											
25											
26											
27											
28											
29											
30											
31											
32											
33											
34											
35											
36											
37											
38											
39											
40											
41											
42											
43											
44											
45											
46											

FIELD R[redacted]S
Dardelet Rivet Bolts - Div. 3

NAME: EBM DATE:

REVISIONS: EWDOBX

DRAWINGS: Trenton
FABRICATION: Ambridge
IN CHARGE OF: Marks
ORDER No.: Q4150
SHEET No.: EF301

NAME OF STRUCTURE: BANGOR - BREWER BRIDGE
PENOBSCOT RIVER, ME

0 1 2 3 4 5 INCHES

ERECTORS LIST
FIELD RIVETS AND BOLTS
ERICAN BRID
DIVISION
UNITED STATES STEEL COMPANY

LINE NO.	NO. PCS.	DIAM.	RIVETS	BOLTS: LENGTH UNDER HEAD	HEAD	NUT	WASHER	TYPE OF BOLT	GRIP	THICKNESS OF MATERIAL CONNECTED	LOCATION
1											PLATES TO GIRDER G2C
2	12	7/8	2 3/4						1 3/16	7/8 5/16	pk G2C
3	16		4 1/2						2 3/4	7/8 5/8 5/8 1/2 7/16	pg G2C
4	2		4 1/2						2 3/4		pn G2C
5	12		4 1/8						2 5/16	7/8 5/16 5/8 1/2	"
6	18		4 1/8						2 5/16		pp G2C
7	6		4 1/8						2 5/16		pba G2C
8											PLATES TO GIRDER G3C
9	24		2 3/4						1 3/16	7/8 5/16	pc G3C
10	12		2 3/4						1 3/16		pk G3C
11	16		3 5/8						1 3/16	7/8 5/16 5/8	ph G3C
12	2		4 1/2						2 3/4	7/8 5/16 5/8 1/2 7/16	pn G3C
13	12		4 1/8						2 5/16	7/8 5/16 5/8 1/2	"
14	16		4 1/8						2 5/16		pw G3C
15	12		4 1/8						2 5/16		pba G3C
16	9		2 1/8						5/8	5/16 5/16	pbf G3C
17	12		2 1/8						5/8		pca 101 G3C
18											
19	40		3 7/8						2 1/8	7/8 5/8 5/8	Field Rivets Flgs G1C, G4C
20	16		4 3/8						2 9/16	7/8 5/8 5/8 7/16	"
21	32		3 1/8						1 1/2	7/8 5/8	"
22	40		3 3/4						2	7/8 5/8 1/2	Field Rivets Flgs G2C, G4C
23	16		4 1/4						2 9/16	7/8 5/8 2 7/16	"
24	32	↓	3 1/8						1 1/2	7/8 5/8	

FIELD RIVETS AND BOLTS
DIV 5 - LATERAL PLATES TO GIRDERS
NAME: FEL DATE:
F. W. D. O. B. X
REVISIONS
DRAWINGS: TRENTON FABRICATION: AMBRIDGE
IN CHARGE OF: MARKS ORDER No. Q4150
SHEET No. EF502
NAME OF STRUCTURE: BANGOR - BREWER BRIDGE BANGOR, MAINE

ERECTORS LIST
FIELD RIVETS AND BOLTS
ERICAN BRID.
DIVISION
UNITED STATES STEEL COMPANY

LINE NO.	NO. PCS.	DIAM.	RIVETS	BOLTS: LENGTH UNDER HEAD	HEAD	NUT	WASHER	TYPE OF BOLT	GRIP	THICKNESS OF MATERIAL CONNECTED	LOCATION
1											
2	10	7/8	4 1/4						2 1/2	7/8 3/8 7/8 3/8	Sdwk. conn. L to Gir.
3	80	7/8	3 1/4						1 3/8	3/8 7/8 3/8	" " " " "
4	40	7/8	4 7/8						2 15/16	7/16 7/16 3/4 7/8	" Brkt. to Gir. Flg
5	12	7/8	2 7/8						1 9/16	5/16 5/8	" Struts " " "
6	36	7/8	3 5/8						1 13/16	5/16 7/8 5/8	" " " " "
7	12	7/8	4 5/8						2 3/16	5/8 7/8 5/8 5/8 7/16	" " " " "
8	180	7/8	2 5/8						1 3/8	3/8 3/8 3/8	" Brkts " Gir. Stiff
9											
10	144	7/8	2 3/8						7/8	9/16 5/16	D18 to Gir
11	192	7/8	2 3/8						13/16	1/2 5/16	D19 " "
12											
13											
14	190	7/8	2 3/8						12/16	5/16 1/2	Cr. Frs. to Gir. Flg.
15	60	7/8	2 1/2						15/16	7/16 1/2	" " " Sdwk Brkt
16	130	7/8	2 1/4						11/16	3/8 1/16	" " " Gir. Stiff (Ext. Girs)
17	180	7/8	2 1/8						5/8	5/16 5/16	" " " " " (Int. Girs
18											
19	16	7/8	2 1/4						3/4	3/8 3/8	Ladder to Gir
20											
21											
22											
23											
24											
25	20	3/4		2 3/4	Hex	Hex	Bev	Ordinary	1 3/4	5/16 5/8 7/16 3/8	Fascia to Sdwk Brkt.
26											
27											
28			— Rivets for Holes used by Erection Hitch —								
29											
30	32	7/8	3 7/8						2 1/8	5/8 5/8 7/8	G1C, G4C
31	32	7/8	3 3/4						2	1/2 5/8 7/8	G2C, G3C
32											
33											
34											
35											
36											
37											
38											
39											
40											
41											
42											
43											
44											
45											
46											

FIELD RIVETS AND BOLTS
DIV. 5
NAME: EBM DATE:
F. W. D. O. B. X
REVISIONS
DRAWINGS: Trenton FABRICATION: Ambridge
IN CHARGE OF: Marks ORDER No. Q4150
SHEET No. EF501
NAME OF STRUCTURE: BANGOR-BREWER BRIDGE PENOBSCOT RIVER, ME

ERECTORS LIST
FIELD RIVETS AND BOLTS
AMERICAN BRIDGE
DIVISION
UNITED STATES STEEL COMPANY

LINE NO.	NO. PCS.	DIAM.	RIVETS	BOLTS: LENGTH UNDER HEAD	HEAD	NUT	WASHER	TYPE OF BOLT	GRIP	THICKNESS OF MATERIAL CONNECTED	LOCATION
1	8	7/8	3 3/4						2	7/8 5/8 1/2	Field Rivets Top Flg G1D, G4D
2	16		4 1/4						2 7/16	7/8 5/8 1/2 7/16	"
3	28		2 3/4						1 7/16	5/8 7/16	Field Rivets Top Flg G2D, G3D
4	4		3 7/8						1 3/8	7/8 7/16 3/16	"
5	4		2 7/8						1 5/16	7/8 7/16	"
6	8		3 1/2						1 3/4	7/8 7/16 2/16	"
7	16	↓	4						2 3/16	7/8 7/16 7/16 7/16	"
8											
9											
10											
11											
12											
13											
14											
15											
16											
17											
18											
19											
20											
21											
22											
23											
24											
25											
26											
27											
28											
29											
30											
31											
32											
33											
34											
35											
36											
37											
38											
39											
40											
41											
42											
43											
44											
45											
46											

DIV 4 FIELD RIVETS AND BOLTS
LATERAL PLATES TO GIRDERS
NAME: FEL DATE:
F. W. D. O. B. X
REVISIONS
DRAWINGS: TRENTON FABRICATION: AMBRIDGE
IN CHARGE OF: MARKS ORDER No. Q4150
SHEET No. EF402
NAME OF STRUCTURE: BANGOR - BREWER BRIDGE BANGOR, MAINE

0 1 2 3 4 5 INCHES